

LyncusTM
Change to today



TIME TO CHANGE TO TODAY

LIKE YOUR HOMES ALREADY HAVE

 **legrand**[®]
LIVE THE ADVANTAGE



LYNC

THE NEW

FROM

LEGRAND

US, RANGE

Our homes are changing at a speed like never before. What's cutting edge today is outdated tomorrow. In this landscape, Legrand is developing ever new technologies and bringing them to consumers.

In labs across the world, Legrand is always busy researching and developing new products in electrical and digital building infrastructure. More than 5% of our budgets are dedicated to this goal. And because our customers need products that go beyond technology, that bring design value as well, our focus is on both. We call it Designeering.

Our new Lyncus range is a culmination of all these values. The sleek minimalist look is perfectly in sync with the technology that sets this range apart. Easy to install, easy to use and easy on the eyes. In other words, welcome to a range tailor made for your modern home.



CLEAN AND MINIMAL WITH JUST A TOUCH OF QUIRK

Today's homes need a range that mirrors their look. A modern sleek look with clean lines. A look that is chic and futuristic. Our new Lyncus range brings this aesthetic to your home, but with a subtle touch that adds character to every room.



TOUCH THE PERFECTI

Touch switches
that are sensitive
to your every whim



Touch Fan Regulator



Touch Bell Push




Touch Switch

ON

NO CLICKS, NO CLACKS,
JUST SMOOTH OPERATING.



Universal Touch Dimmer



Universal Dimmer for all types
of dimmable loads including LED



Combi Twin USB

Twin USB Charger
for both type A
and type C USBs



SAY GOODBYE TO PLUGS

Today's homes have so many more gadgets per person than before. That's why you'll find these USB chargers very convenient. Now you can charge 3 gadgets at the same time.





Wireless Induction Charger*

SAY GOODBYE TO WIRES



Say hello to our new wireless Induction Charger. All you have to do is slip your phone in and charging begins automatically. It also has a built-in USB port. So you can charge other devices like your tablet or your Bluetooth speaker while charging your phone. No more tangled wires and lost plugs!

*Only charges compatible phones with induction receiver technology

THE SPEAKER CAN BE EMBEDDED IN THE CEILING
AND RESPONDS TO THE BLUETOOTH RECEIVER.



Bluetooth Receiver



Ceiling Loud Speaker



BLUETOOTH IS THE NEW MANTRA

The bluetooth receiver connects your phone
or your laptop to the speaker so you can play
music from anywhere in your home.



Reading Light

SHINE ON ME

Sleek, hardy, ready to turn smoothly in any direction of your choice.



**THIS REMOTE LETS YOU CONTROL 4 LIGHTS
AND 1 FAN WITHOUT TAKING ANY TROUBLE.**

DON'T GET UP



Remote Control Unit



Any four lights can be controlled with this remote, one at a time or all together.



One fan can be switched on or off and its speed can be increased or decreased.






Our new rockers come with a signature pinch that amplifies the aesthetics of your home - that are a cut above the rest, quite literally.



ROCKERS WITH A TWIST



**THE RANGE
YOUR BEST GIZMOS
DESERVE.**





COLOUR ME CHIC








Lyncus plates come in 6 trendy shades, perfect for modern homes and tastes.










Switches - Classic white



Switches are ISI marked as per the latest IS 3854:1997
First time in India- Unique Signature design

Pack	Cat.Nos	Switches 6 A 230 V AC	
20/200	6 772 00		6 A Switch 1 W
20/200	6 772 01		6 A Switch 2 W
20/200	6 772 02		6 A Switch 1 W with indicator
20/200	6 772 03		6 A Switch 1 W with "Light" marking
20/200	6 772 04		6 A Switch 1 W with "Fan" marking

Pack	Cat.Nos	Switches 10 A 230 V AC	
10/100	6 772 05		10 A Switch 1 W
10/100	6 772 06		10 A Switch 2 W
10/100	6 772 07		10 A Intermediate switch
10/100	6 772 08		10 A Switch 1 W with indicator

Pack	Cat.Nos	Switches 16 A 230 V AC	
20/200	6 772 09		16 A Switch 1 W
20/200	6 772 10		16 A Switch 2 W
20/200	6 772 11		16 A Switch 1 W with indicator

No. of modules

1

1

1

1

1

2

2

2





2

1

1

1

Switches 20 A 230 V AC

Pack	Cat.Nos	Switches 20 A 230 V AC	
20/200	6 772 12		20 A Switch 1 W
10/100	6 772 13		20 A DP Switch 1 W
10/100	6 772 14		20 A DP Switch 1 W with indicator
10/100	6 772 15		20 A Switch 2 W

Pack	Cat.Nos	Switches 25 A 230 V AC	
20/200	6 772 16		25 A SP 1 W switch with indicator

Pack	Cat.Nos	Switches 32 A 230 V AC	
10/100	6 772 17		32 A DP Switch with indicator

No. of modules

1

2

2

2

1

2

Our switches are compliant with revised BIS standard (IS 3854:2023) requirements. Also, our switches are covered additionally for use on Self-Ballasted Lamp (SBL) loads.

SBL power rating as per IS3854:2023

Switch Rating	6A, 230V~	10A, 230V~	16A, 230V~	20A, 230V~
SBL power (Watt)	100 W	100 W	200 W	250 W

Lyncus™

Push buttons



6 772 20 6 772 21 6 772 22



6 772 23 6 772 24

Pack	Cat.Nos	Push button 6 A 230 V AC	
20/200	6 772 18		6 A Push button SP
20/200	6 772 19		6 A Push button SP with indicator
20/200	6 772 20		6 A Bell push
20/200	6 772 21		6 A Bell push with indicator
10/100	6 772 22		6 A Bell push
10/100	6 772 23		6 A Bell push with indicator

Pack	Cat.Nos	Accessories for switches	
5/50	6 772 24		LED indicator for switches

No. of modules
1
1
1
1
2
2

-

Lyncus™

Sockets



6 772 25 6 772 26 6 772 27 6 772 28












6 772 30

Pack	Cat.Nos	Sockets 240 V AC	
		Conforming to IS 1293 : 1988 Shuttered for Child Safety Shutter opens only with phase and neutral insertion simultaneously.	
20/200	6 772 25		6/16 A 2 Pin Euro US socket
5/50	6 772 26		16 A 3 Pin Switched socket
10/100	6 772 27		Multistandard socket 6/10/13 A 2/3 Pin for 250 V AC 15 A for 127 V type 2 Pin
20/200	6 772 28		6 A 5 Pin universal socket
5/50	6 772 29		6/16 A socket
10/100	6 772 30		6/16 A socket
10/100	6 772 31		6/16 A Euro socket

No. of modules
1
3
2
2
3
2
2



Pack	Cat.Nos	Dimmers and fan regulators		
		Fan regulators with ISI mark Fan regulators with ease of speed selection Fan regulator models available to suite all ceiling fans High capacity sturdy design light dimmers		
5/50	6 772 36		Rotary light dimmer 400 W	No. of modules 1
10/100	6 772 37		Rotary light dimmer 500 W	2
5/50	6 772 39		Fan step regulator 100 W	1
10/100	6 772 40		Fan step regulator 100 W 360 degree	2
10/100	6 772 41		Fan step regulator 120 W 360 degree	2
1/10/100	6 772 42		Fan step regulator 70 W	2
		Emergency light		
		Unique portable torch design with battery backup White light for better visibility		
1/12	6 772 43		Removable LED lamp	2
		Skirting light		
		LED skirting light		
5/25	6 772 48			3
		Indicator		
		Indicator unit 1 module with transparent LED & colored labels		
10/100	6 772 87			1



Pack	Cat.Nos	Bell call indicator	
20/200	6 772 49	Bell call indicator 240 V AC	No. of modules 1
		Buzzer	
20/200	6 772 50	Buzzer 230 V AC	1
		Infrared sensors	
		High sensitive design with sensitivity and time adjustment Suitable for all type of loads	
1/50	6 772 51	Infrared sensor 400 W	2
		Remote unit	
		Sleek, high quality, modular 4 switch remote unit Suitable for all type of loads	
1/5/20	6 772 52	Remote control unit for light & fan	4
1/5/30	6 773 03	Remote control hand unit	-

Lyncus™

Hospitality function



6 772 53 + 6 772 55



6 772 56



6 772 57



6 772 58

Pack Cat.Nos Hotel Keycard switch

16 A Key card switch
Suitable for all type of loads
Isolated contacts for switch function

1/10 **6 772 53** 16 A Key card switch

10/100 **6 772 55** Credit card size key fob

10/100 6 772 56 10/100 6 772 57 Hotel "DND and MMR" functions

DND & MMR indicator
with bell push

Internal control unit
for DND & MMR

Shaver socket

Compact design for modular installation
Ease for voltage selection

1/16 **6 772 58** Shaver socket 115/230 V MonoBlock with plate (For Legrand boxes only)

No. of modules
2

-

2

2

2

Lyncus™

Sockets and connectors



6 772 60



6 772 62



6 772 63



6 772 64



6 772 67



6 772 68



6 772 69

Pack Cat.Nos TV sockets

20/200 **6 772 60** TV coaxial socket

20/200 **6 772 62** Telephone socket RJ11

20/200 **6 772 63** Telephone socket double RJ11

20/200 **6 772 64** RJ 45 Cat 5 UTP

20/200 **6 772 65** RJ 45 cat 6 UTP

No. of modules
1

1

1

1

1

Audio video connectors

Used to transmit high-definition digital/analog
audio/video streams between a source
(Blu-ray player, computer) and a compatible receiver
(TV, LCD video projector...)

1/10 **6 772 67** Preterminated audio video connector (RCA)

1/10 **6 772 68** Preterminated HDMI socket

1/10 **6 772 69** Preterminated projector connector

1

1

1



6 772 70



6 772 71



6 772 74

Sound (Volume controller)

Pack	Cat.Nos	
1/10/100	6 772 70	Suitable for 8 Ohms, 3 Watts (RMS) speaker

Motor starter

1/10/100	6 772 71	16 A Motor starter
1/10/100	6 772 72	25 A Motor starter

VSP

20/200	6 772 74	Voltage surge protector 230 V
--------	----------	-------------------------------

Modular MCB (IS : 60898:2002)

Superior design tested as per IS standrad
Modular size in different true current capacities

1/10/100	6 772 81	16 A MCB SP C curve
1/10/100	6 772 82	20 A MCB SP C curve
1/10/100	6 772 83	32 A MCB SP C curve



6 772 88



6 772 89



6 772 90



6 772 92



6 772 94



6 772 95


USB chargers (IS13252 (Part 1) / IEC 60950-1)

Complete family of USB chargers available
First time in India - USB C type Charger for fast charging
With mandatory CRS marking

Pack	Cat.Nos		No. of modules
1/5/50	6 772 88	USB Charger 1000 mA Type A	1
1/10/100	6 772 89	Double USB charger 3000 mA Type A & Type C	2
1/5/50	6 772 90	USB charger 1500 mA Type C	1

Combi (Socket + USB)

Combi USB tested for optimum operation
with high output efficiency

1/5/50	6 772 92	Combi twin USB 2400 mA multistandard socket Type A	3
1/5/50	6 772 94	Combi twin USB 2400 mA multistandard socket Type A & Type C	3

Wireless charger**


Efficient charging tested as per international standard
Modular installation
Mobile holder present
Available USB for wire charging

1/10	6 772 95	Wireless charger + Type-A USB 1 A - 5 V charger with one 2.4 A USB Port to power a second device	2
------	----------	---	---

** Charging only with wireless compatible phone having induction receiver technology

Lyncus™

Electronic function (contd.)



Pack	Cat.Nos	Loud speakers		No. of modules	Touch regulator & dimmer		No. of modules
1/6	6 772 98		Compact 10W RMS easy hooking intallation 86db high sensitivity Ideal for living room, kitchen, Bedroom, offices, canteen Loudspeaker for false ceiling & plaster board 8 Ohms 10 W rms	-	1/50	6 773 05	2
					1/50	6 773 15	2
1/10/100	6 772 99#		Sound diffusion Bluetooth tested as per international standards Voice messages for easy uderstanding Compact 2 M design with all control functions Inbuilt amplifier, 1.5 WRMS with 8ohms Ideal for living room, kitchen, Bedroom, offices, canteen... Greater than 8 m range Bluetooth sound diffusion	2	1/12	6 773 16	2
1/10/120	6 773 04		Rotary dimmer universal First time in India-High quality universal dimmer for all type of light loads including LED loads Comes in 1 module Rotary LED light dimmer 50 W	1	20/200	6 772 75	1
					20/200	6 772 76	1
					10/100	6 772 77	2
1/50	6 773 09		Touch switches Range of touch switches Tested for > 40000 switching operations at full load Capacitive touch activation with big touch area for ON THE GO switching 6 A Touch switch 1 W	2	Accessories		
1/50	6 773 10		6 A Touch switch 2 W	2	Cable outlet 8 mm		
1/50	6 773 13		16 A Touch switch 1 W	2	Blanking plate		
1/50	6 773 06		6 A Touch bell push	2	Blanking plate		

To be introduced shortly



Switches are ISI marked as per the latest IS 3854:1997
First time in India- Unique Signature design

Pack	Cat.Nos	Switches 6 A 230 V AC
20/200	6 774 00	6 A Switch 1 W
20/200	6 774 01	6 A Switch 2 W
20/200	6 774 02	6 A Switch 1 W with indicator
20/200	6 774 03	6 A Switch 1 W with "Light" marking
20/200	6 774 04	6 A Switch 1 W with "Fan" marking

Pack	Cat.Nos	Switches 10 A 230 V AC
10/100	6 774 05	10 A Switch 1 W
10/100	6 774 06	10 A Switch 2 W
10/100	6 774 07	10 A Intermediate switch
10/100	6 774 08	10 A Switch 1W With indicator

Pack	Cat.Nos	Switches 16 A 230 V AC
20/200	6 774 09	16 A Switch 1 W
20/200	6 774 10	16 A Switch 2 W
20/200	6 774 11	16 A Switch 1 W with indicator

No. of modules

1

1

1

1

1

2

2

2

2

1

1

1

Switches 20 A 230 V AC

20/200	6 774 12	20 A Switch 1 W
10/100	6 774 13	20 A DP Switch 1 W
10/100	6 774 14	20 A DP Switch 1 W with indicator
10/100	6 774 15	20 A Switch 2 W

20/200	6 774 16	25 A SP 1 W switch with indicator
--------	----------	-----------------------------------

10/100	6 774 17	32 A DP switch with indicator
--------	----------	-------------------------------

No. of modules

1

2

2

2

1

2

Lyncus™

Push buttons



6 774 18 6 774 19 6 774 20 6 774 21 6 774 22 6 774 23

Pack	Cat.Nos	Push button 6 A 230 V AC	
20/200	6 774 18		6 A Push button SP
20/200	6 774 19		6 A Push button SP with indicator
20/200	6 774 20		6 A Bell push
20/200	6 774 21		6 A Bell push with indicator
10/100	6 774 22		6 A Bell push
10/100	6 774 23		6 A Bell push with indicator

No. of modules
1
1
1
1
2
2

Lyncus™

Sockets



6 774 27 6 774 28 6 774 29 6 774 31

Pack	Cat.Nos	Sockets 240 V AC	
		Conforming to IS 1293 : 1988 Shuttered for Child Safety Shutter opens only with phase and neutral insertion simultaneously.	
20/200	6 774 25		6/16 A 2 Pin Euro US socket
10/100	6 774 27		Multistandard socket 6/10/13 A 2/3 Pin for 250 V AC 15A for 127 V Type 2 Pin
20/200	6 774 28		6 A 5 Pin universal socket
5/50	6 774 29		6/16 A Socket
10/100	6 774 30		6/16 A Socket
10/100	6 774 31		6/16 A Euro socket

No. of modules
1
2
2
3
2
2



6 774 37

6 774 39

Pack	Cat.Nos	Dimmers and fan regulators	
		Fan regulators with ISI mark Fan regulators with ease of speed selection Fan regulator models available to suite all ceiling fans High capacity sturdy design light dimmers	
5/50	6 774 36		Rotary light dimmer 400 W
10/100	6 774 37		Rotary light dimmer 500 W
5/50	6 774 39		Fan step regulator 100 W
10/100	6 774 40		Fan step regulator 100 W 360 degree
10/100	6 774 41		Fan step regulator 120 W 360 degree
1/10/100	6 774 42		Fan step regulator 70 W

No. of modules

1

2

1

2

2

2



6 774 49

6 774 50

6 774 52

6 773 03

Pack	Cat.Nos	Skirting light	
5/25	6 774 48		LED Skirting light
			No. of modules 3
Pack	Cat.Nos	Bell call indicator	
20/200	6 774 49		Bell call indicator 240 V AC
			1
Pack	Cat.Nos	Buzzer	
20/200	6 774 50		Buzzer 230 V AC
			1
Pack	Cat.Nos	Remote unit	
		Sleek, high quality, modular 4 switch remote unit Suitable for all type of loads	
1/5/20	6 774 52		Remote control unit for light & fan
1/5/30	6 773 03		Remote control hand unit
			4
			-

Lyncus™

Hospitality functions



6 774 53

6 774 56

6 774 57

6 774 58

Pack	Cat.Nos	Hotel keycard switch
1/10	6 774 53	16 A Key card switch Suitable for all type of loads Isolated contacts for switch function
10/100	6 772 55	Credit card size Key fob
10/100	6 774 56	Hotel "DND and MMR" functions DND & MMR indicator with bell push
10/100	6 774 57	Internal control unit for DND & MMR
1/16	6 774 58	Shaver socket Compact design for modular installation Ease for voltage selection

No. of modules
2

-

2

2

2

Lyncus™

Sockets and connectors



6 774 60

6 774 62

6 774 64

6 774 67

6 774 70

Pack	Cat.Nos	TV sockets	No. of modules
20/200	6 774 60	TV coaxial socket	1
20/200	6 774 62	Telephone socket RJ11	1
20/200	6 774 63	Telephone socket double RJ11	1
20/200	6 774 64	RJ45 Cat 5 UTP	1
20/200	6 774 65	RJ45 Cat 6 UTP	1
1/10	6 774 67	Preterminated audio video connector	1
1/10	6 774 68	Preterminated HDMI socket	1
1/10	6 774 69	Preterminated projector connector	1
1/10/100	6 774 70	Sound (Volume controller) Suitable for 8 Ohms, 3 watts (RMS) speaker	2



6 774 88 6 774 89 6 774 90

Pack	Cat.Nos	USB chargers (IS13252 (Part 1) / IEC-60950-1)	
		Complete family of USB chargers available First time in India - USB C type Charger for fast charging With mandatory CRS marking	
1/5/50	6 774 88		USB Charger 1000 mA Type A
1/10/100	6 774 89		Double USB Charger 3000 mA Type A & Type C
1/5/50	6 774 90		USB Charger 1500 mA Type C
		Combi (Socket + USB)	
		Combi USB tested for optimum operation with high output efficiency	
1/5/50	6 774 92		Combi twin USB 2400 mA multistandard socket Type A
1/5/50	6 774 94		Combi twin USB 2400 mA multistandard socket Type A & Type C

No. of modules

1

2

1

3

3



6 774 24 6 774 75 6 774 76

Pack	Cat.Nos	Sound diffusion	
		Bluetooth tested as per international standards Voice messages for easy understanding Compact 2M design with all control functions Inbuilt amplifier, 1.5 WRMS with 8ohms Ideal for living room, kitchen, Bedroom, offices, canteen... Greater than 8m range	
1/10/100	6 774 99*		Bluetooth sound diffusion
		Rotary dimmer universal	
		First time in India-High quality universal dimmer for all type of light loads including LED loads Comes in 1 module	
1/10/120	6 774 24		Rotary LED dimmer 50 W
		Accessories	
20/200	6 774 75		Cable outlet 8 mm
20/200	6 774 76		Blanking plate

No. of modules

2

1

1

1

To be introduced shortly

Lyncus™

Plate with frame



6 775 02



6 775 04



6 775 06



6 775 08



6 775 22



6 775 24



6 775 26



6 775 28

Pack	Cat.Nos	Plate frame white	No. of modules	Dimension (mm)
20/200	6 775 01	Classic white plate + frame	1	86 x 86
20/200	6 775 02	Classic white plate + frame	2	86 x 86
10/100	6 775 03	Classic white Plate + Frame	3	86 x 121
10/100	6 775 04	Classic white Plate + Frame	4	86 x 146
5/50	6 775 06	Classic white Plate + Frame	6	86 x 224
5/50	6 775 08	Classic white Plate + Frame(H)	8	86 x 245
5/25	6 775 09	Classic white Plate + Frame	2x4	172 x 146
10	6 775 12	Classic white Plate + Frame	12	172 x 224
10	6 775 16	Classic white Plate + Frame	16	172 x 224
10	6 775 18	Classic white Plate + Frame	18	240 x 224

Pack	Cat.Nos	Plate frame chic grey	No. of modules	Dimension (mm)
20/200	6 775 21	Chic grey plate + Frame	1	86 x 86
20/200	6 775 22	Chic grey plate + Frame	2	86 x 86
10/100	6 775 23	Chic grey plate + Frame	3	86 x 121
10/100	6 775 24	Chic grey plate + Frame	4	86 x 146
5/50	6 775 26	Chic grey plate + Frame	6	86 x 224
5/50	6 775 28	Chic grey plate + Frame (H)	8	86 x 245
5/25	6 775 29	Chic grey plate + Frame	2x4	172 x 146
10	6 775 32	Chic grey plate + Frame	12	172 x 224
10	6 775 36	Chic grey plate + Frame	16	172 x 224
10	6 775 38	Chic grey plate + Frame	18	240 x 224



6 775 42



6 775 44



6 775 46



6 775 48



6 775 62













6 775 64













6 775 66



6 775 68

Pack	Cat.Nos	Plate frame brushed	No. of modules	Dimension (mm)
20/200	6 775 41	 Brushed silver plate + Frame	1	86 x 86
20/200	6 775 42	 Brushed silver plate + Frame	2	86 x 86
10/100	6 775 43	 Brushed silver plate + Frame	3	86 x 121
10/100	6 775 44	 Brushed silver plate + Frame	4	86 x 146
5/50	6 775 46	 Brushed silver plate + Frame	6	86 x 224
5/50	6 775 48	 Brushed silver plate + Frame (H)	8	86 x 245
5/25	6 775 49	 Brushed silver plate + Frame	2x4	172 x 146
10	6 775 52	 Brushed silver plate + Frame	12	172 x 224
10	6 775 56	 Brushed silver plate + Frame	16	172 x 224
10	6 775 58	 Brushed silver plate + Frame	18	240 x 224

Pack	Cat.Nos	Plate frame Alu sun set	No. of modules	Dimension (mm)
20/200	6 775 61	 Alu sun set plate + Frame	1	86 x 86
20/200	6 775 62	 Alu sun set plate + Frame	2	86 x 86
10/100	6 775 63	 Alu sun set plate + Frame	3	86 x 121
10/100	6 775 64	 Alu sun set plate + Frame	4	86 x 146
5/50	6 775 66	 Alu sun set plate + Frame	6	86 x 224
5/50	6 775 68	 Alu sun set plate + Frame	8	86 x 245
5/25	6 775 69	 Alu sun set plate + Frame	2x4	172 x 146
10	6 775 72	 Alu sun set plate + Frame	12	172 x 224
10	6 775 76	 Alu sun set plate + Frame	16	172 x 224
10	6 775 78	 Alu sun set plate + Frame	18	240 x 224

Lyncus™

Plate with frame



6 775 82



6 775 84



6 775 86



6 775 88

Pack	Cat.Nos	Plate frame champagne
20/200	6 775 81	Champagne plate + Frame
20/200	6 775 82	Champagne plate + Frame
10/100	6 775 83	Champagne plate + Frame
10/100	6 775 84	Champagne plate + Frame
5/50	6 775 86	Champagne plate + Frame
5/50	6 775 88	Champagne plate + Frame (H)
5/25	6 775 89	Champagne plate + Frame
10	6 775 92	Champagne plate + Frame
10	6 775 96	Champagne plate + Frame
10	6 775 98	Champagne plate + Frame

No. of modules

1

Dimension (mm)

86 x 86

2

86 x 86

3

86 x 121

4

86 x 146

6

86 x 224

8

86 x 245

2x4

172 x 146

12

172 x 224

16

172 x 224

18

240 x 224



6 776 02



6 776 04



6 776 06



6 776 08

Pack	Cat.Nos	Plate frame matt silver
20/200	6 776 01	Matt silver plate + Frame
20/200	6 776 02	Matt silver plate + Frame
10/100	6 776 03	Matt silver plate + Frame
10/100	6 776 04	Matt silver plate + Frame
5/50	6 776 06	Matt silver plate + Frame
5/50	6 776 08	Matt silver plate + Frame (H)
5/25	6 776 09	Matt silver plate + Frame
10	6 776 12	Matt silver plate + Frame
10	6 776 16	Matt silver plate + Frame
10	6 776 18	Matt silver plate + Frame

No. of modules

1

Dimension (mm)

86 x 86

2

86 x 86

3

86 x 121

4

86 x 146

6

86 x 224

8

86 x 245

2x4

172 x 146

12

172 x 224

16

172 x 224

18

240 x 224



6 890 07











6 890 08



6 890 09



6 890 10

Pack	Cat.Nos	Metal flush boxes	
40	6 890 07		Flush box - 1/2 module
40	6 890 08		Flush box - 3 module
40	6 890 09		Flush box - 4 module
40	6 890 10		Flush box - 6 module
40	6 890 42		Flush box - 8 module
20	6 890 31		Flush box - 8 module (2 row x 4)
10	6 890 11		Flush box - 12/16 (2 row x 6) module
10	6 890 12		Flush box - 18 module

No. of modules

1/2

3

4

6

8

8

12/16






18



6 733 03



6 733 04

Pack	Cat.Nos	Plastic surface boxes	
10/50	6 733 02		Surface box - 1/2 module
5/35	6 733 03		Surface box - 3 module
5/25	6 733 04		Surface box - 4 module
1/10	6 733 06		Surface box - 6 module
1/5	6 733 08		Surface box - 8 module
1/5	6 733 05	Surface box - 8 (2 row x 4) module	

No. of modules

1/2

3



4

6

8

8

Metal surface boxes

1/6	6 890 21		Surface box - 12/16 (2 row x 6) module	12/16
1/4	6 890 22		Surface box - 18 module	18

Lyncus™

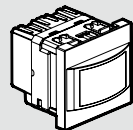
infrared sensor switch 400 W

Technical data

Infrared sensor switch

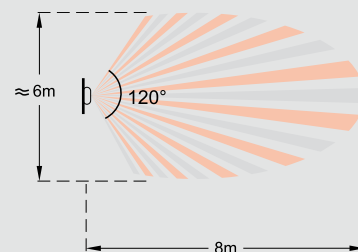
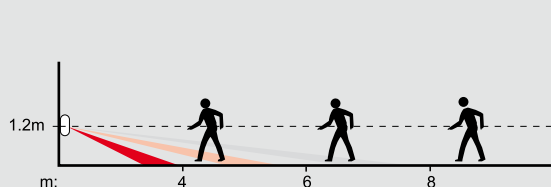
Cat.No 6 772 51

Characteristics




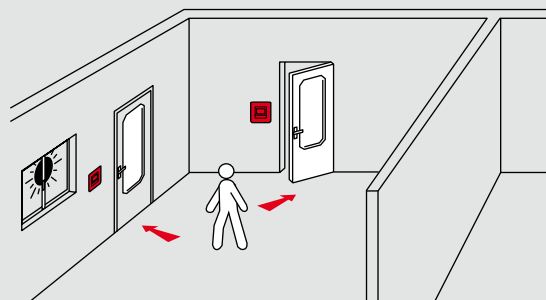
			100 - 240 V~ 50 / 60 Hz	
-5 °C/+45 °C	-10 °C/+70 °C	40 mm		1~4 mm ²
PIR	day/dusk/night	30S/90S/180S	40 m ²	

	①	②	③	④	⑤	⑥	⑦
230 V~	400 W	200 VA	200 VA	200 VA	200 VA	100 VA	100 VA
110 V~	200 W	100 VA	100 VA	100 VA	100 VA	50 VA	50 VA
	1.7 A	0.85 A	0.85 A	0.85 A	0.85 A	0.42 A	0.42 A

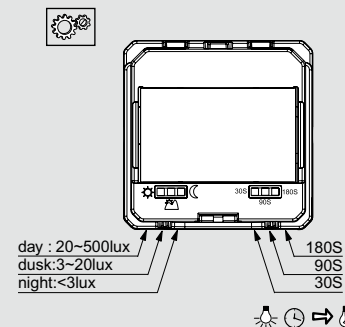
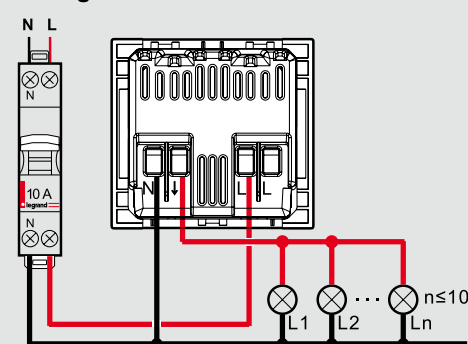


Test temperature is 25 °C

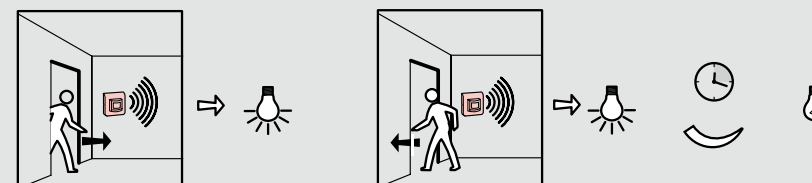
The detect range will be smaller when temperature is higher than 25 °C



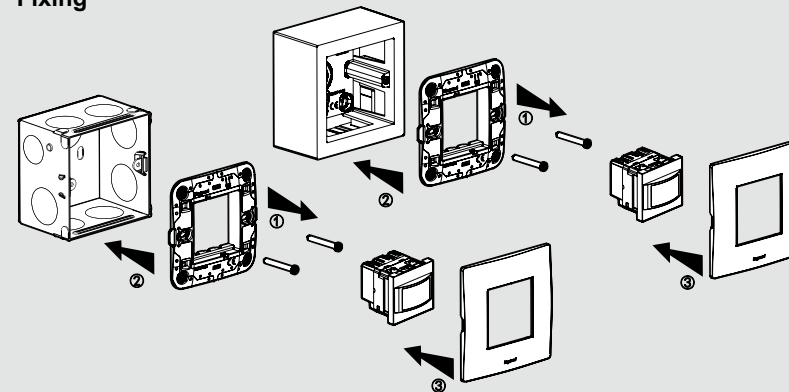
Wiring



Working



Fixing



⚠ Safety instructions

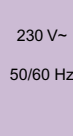
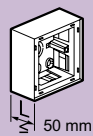

This product should be installed preferably by a qualified electrician. Incorrect installation and use can entail risk of electric shock or fire. Before carrying out the installation, read the instructions and take account of the product's specific mounting location. Do not open up the device. All Legrand products must be exclusively opened and repaired by personnel trained and approved by LEGRAND. Any unauthorized opening or repair completely cancels all liabilities and the rights to replacement and guarantees. Only use genuine accessories.

Technical data

Shaver socket

Cat.Nos 6 772 58 / 6 774 58

Characteristics



Application

This product will be used in hotel, it can provide safe power for electric shavers. The standby power is 0W, no plug in no output power (please take care, this output to be used for electric shavers only.)

Technical partmeter

Input: 230 V~50/60 Hz

Output: 230 V~50/60 Hz or 115 V~50/60 Hz

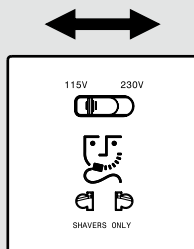
Operation

Slide switch configuration

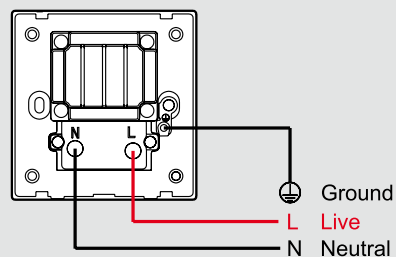
1. Switch set to 115 V~, output is 115 VAC.
2. Switch set to 230 V~, output is 230 VAC.

Caution

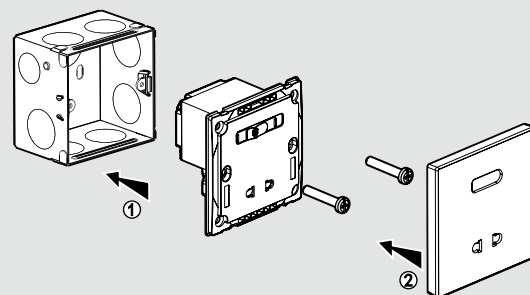
1. Do not use for other application, except shaver.
2. Before plug in the shaver socket, please confirm the voltage of your product, set the right voltage 115 V or 230 V.



Wiring



Fixing



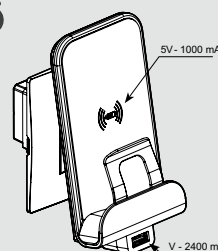
Safety instructions

This product should be installed preferably by a qualified electrician. Incorrect installation and use can entail risk of electric shock or fire. Before carrying out the installation, read the instructions and take account of the product's specific mounting location. Do not open up the device. All Legrand products must be exclusively opened and repaired by personnel trained and approved by LEGRAND. Any unauthorized opening or repair completely cancels all liabilities and the rights to replacement and guarantees. Only use genuine accessories.

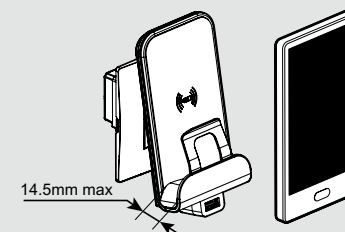
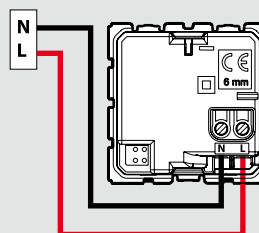
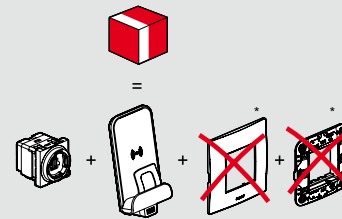
Technical data

Wireless charger

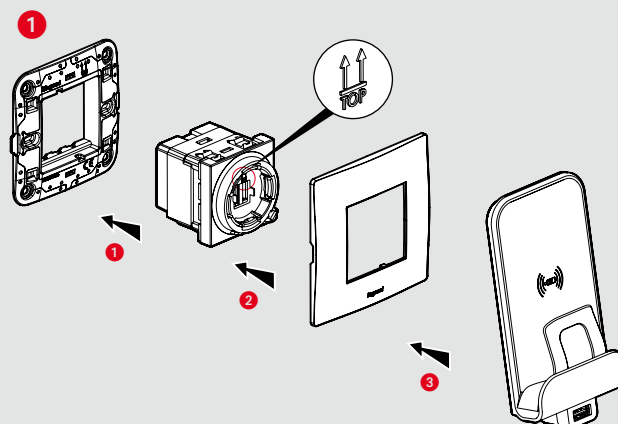
Cat.No 6 772 95



WPC Qi - EN 62479 - ICNIRP



Wireless charging only with compatible mobile phonesharing induction receiver technology



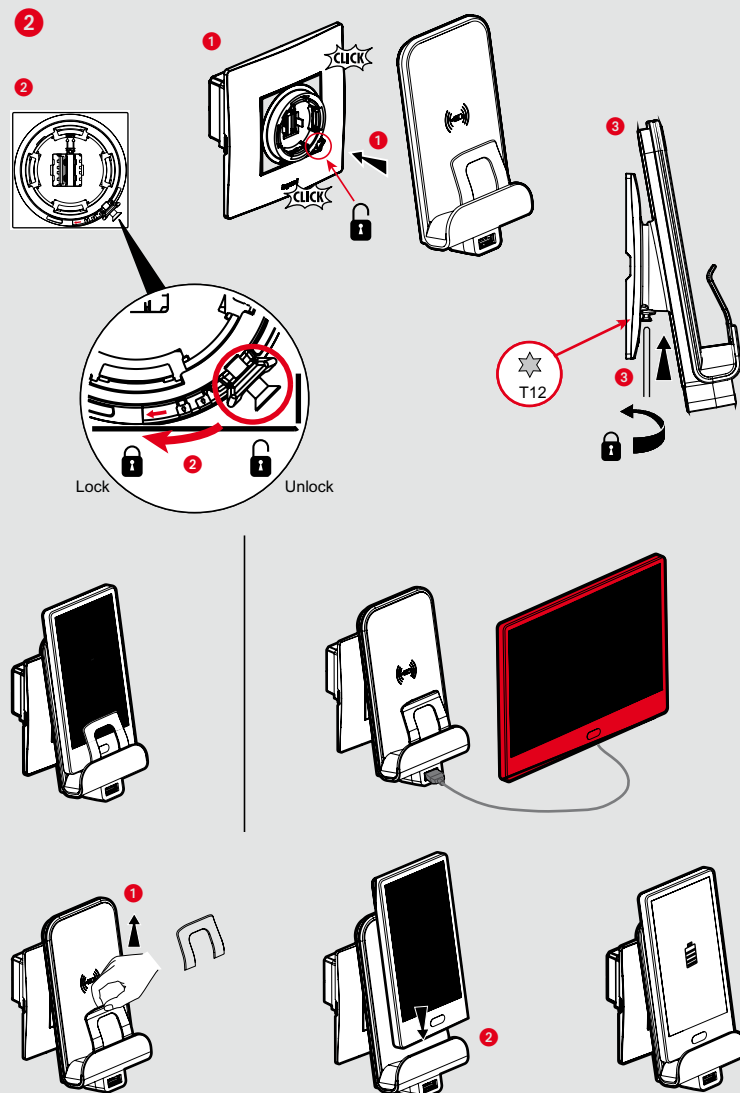
Lyncus™

wireless charger (contd.)

Technical data

Wireless charger (contd.)

Cat.No 6 772 95



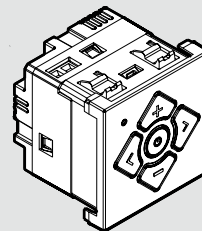
Lyncus™

Bluetooth Sound Receiver

Technical data

Bluetooth Sound Receiver

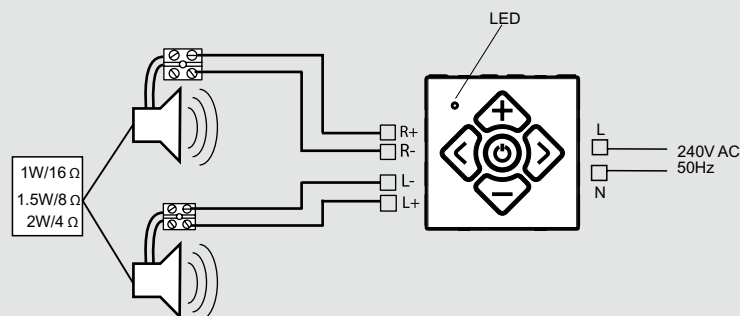
Cat.Nos 6 772 99 / 6 774 99



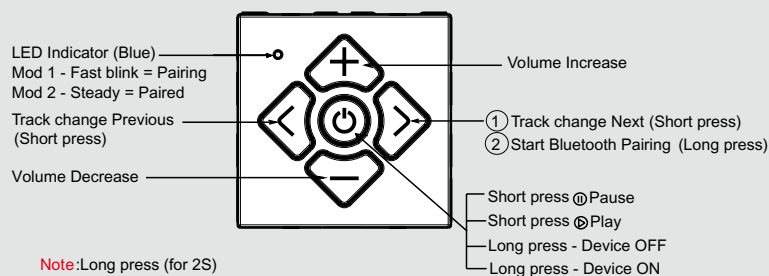
Utilization

			Bluetooth (A2DP)		Works with Bluetooth technology devices
100-240 V AC	STEREO 2X1.5 W	4 mA Max AC	> 8 m	40° 0° +5 °C +45 °C	
Bluetooth device Name - "legrand"					

Wiring

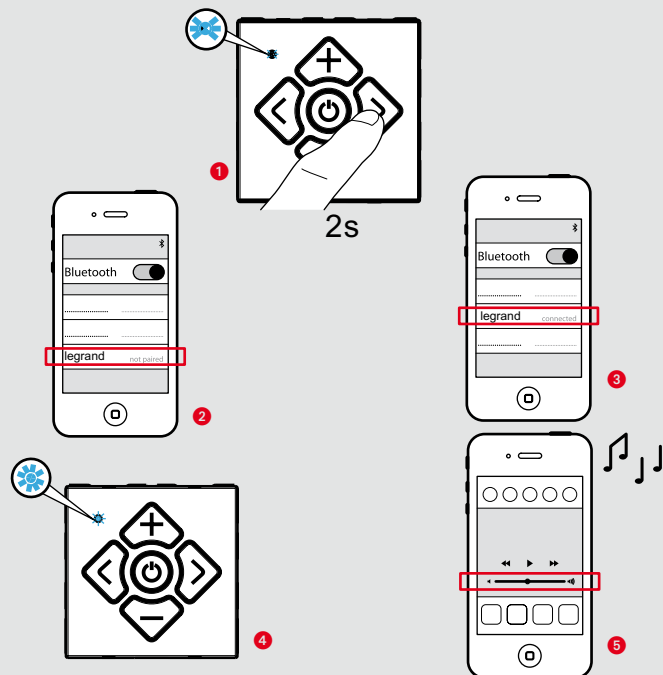


Function

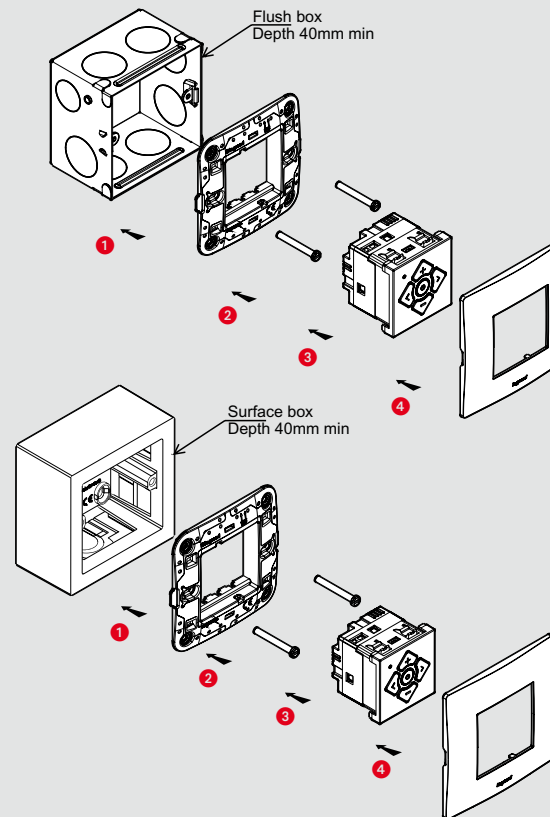


Note: Long press (for 2S)

Technical data Bluetooth Connection



Mounting



Safety instructions

GB 1E

This product should be installed in line with installation rules, preferably by a qualified electrician. Incorrect installation and use can lead to risk of electric shock or fire. Before carrying out the installation, read the instructions and take account of the product's specific mounting location.

Do not open up, dismantle, alter or modify the device except where specifically required to do so by the instructions. All Legrand products must be opened and repaired exclusively by personnel trained and approved by Legrand. Any unauthorized opening or repair completely cancels all liabilities and the rights to replacement and guarantees.

Use only Legrand brand accessories.

Lyncus™

rotary LED dimmer

Technical data

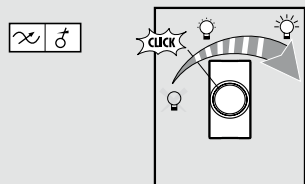
Rotary LED dimmer 1 M 50 W

Cat.Nos 6 773 04 / 6 774 24

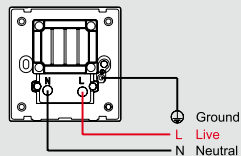
Characteristics

								100 - 240 V~ 50 / 60 Hz			
240 V	Max.	200 W	200 W	200 VA	200 VA	200 VA	200 VA	50 W or 8 lamps max.	50 W or 8 lamps max.		
	Min.	3 W	3 W	3 VA	3 VA	3 VA	3 VA	3 W	3 W		
100 V	Max.	100 W	100 W	100 VA	100 VA	100 VA	100 VA	37 W or 8 lamps max.	37 W or 8 lamps max.		
	Min.	3 W	3 W	3 VA	3 VA	3 VA	3 VA	3 W	3 W		

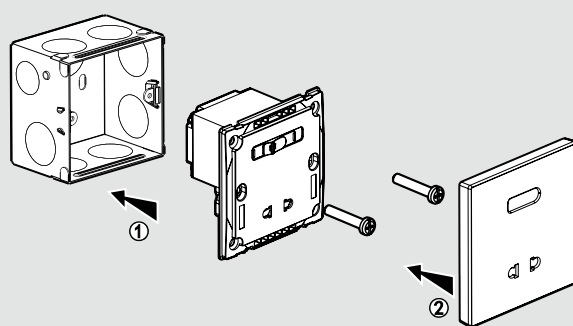
Operation



Wiring



Fixing



Safety instructions

This product should be installed preferably by a qualified electrician. Incorrect installation and use can entail risk of electric shock or fire. Before carrying out the installation, read the instructions and take account of the product's specific mounting location. Do not open up the device. All Legrand products must be exclusively opened and repaired by personnel trained and approved by LEGRAND. Any unauthorized opening or repair completely cancels all liabilities and the rights to replacement and guarantees. Only use genuine accessories.

Lyncus™








touch fan regulator

Technical data

Touch fan regulator 2 modules 100 W

Cat.No 6 773 05

Characteristics

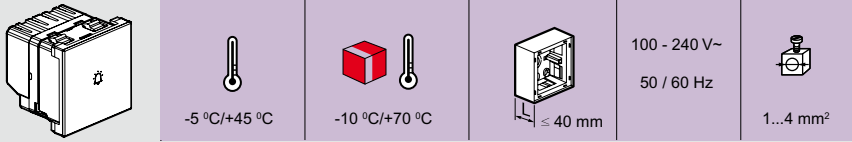
				240 V~ 50 HZ			
	-5 °C/+45 °C	-10 °C/+70 °C	≤ 40 mm				

Technical data

6 A touch switch bell push

Cat.No 6 773 06

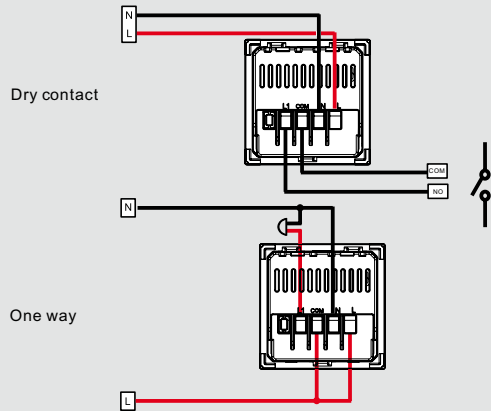
Characteristics



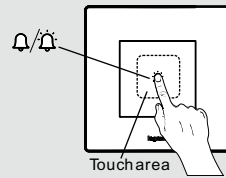
	①	②	③
240 V~	200 W	200 W	200 W
100 V~	100 W	100 W	100 W

- ① Electronic triggered with tunes
- ② Electric magnetic tong bell (ding dong)
- ③ Electric Buzzer-Vibrating

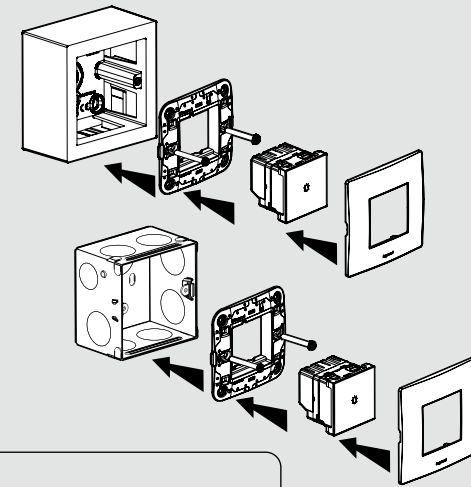
Operation



Operation



Wiring



Safety instructions

When use this product, please install a fuse or protective device to protect the product in the line of COM input, the protective device should be equal to 6 A / 100~240 V.

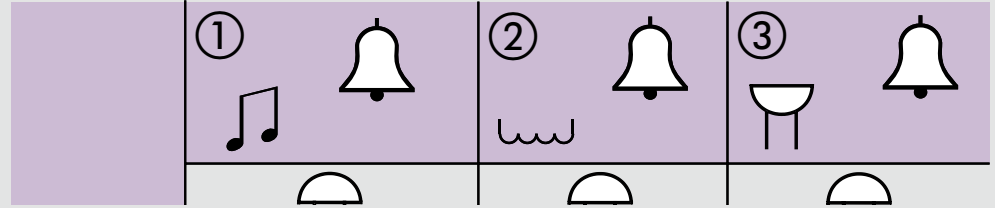
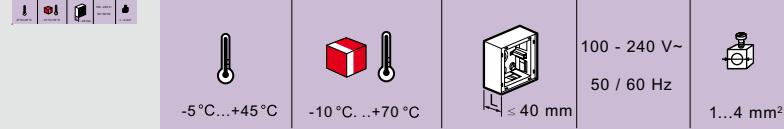
This product should be installed preferably by a qualified electrician. Incorrect installation and use can entail risk of electric shock or fire. Before carrying out the installation, read the instructions and take account of the product's specific mounting location. Do not open up the device. All Legrand products must be exclusively opened and repaired by personnel trained and approved by LEGRAND. Any unauthorized opening or repair completely cancels all liabilities and the rights to replacement and guarantees. Only use genuine accessories.

Technical data

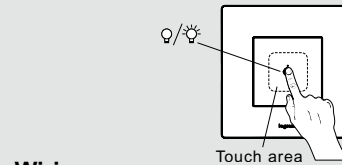
6 A touch switch 1 - way - 2 modules

Cat.No 6 773 09

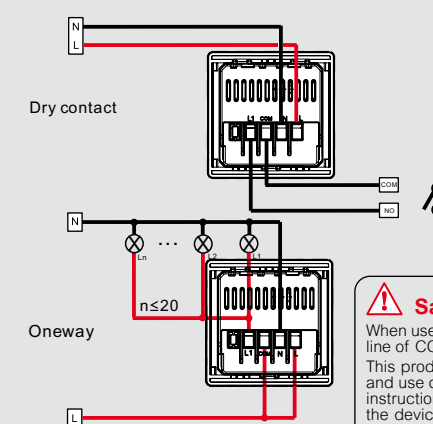
Characteristics



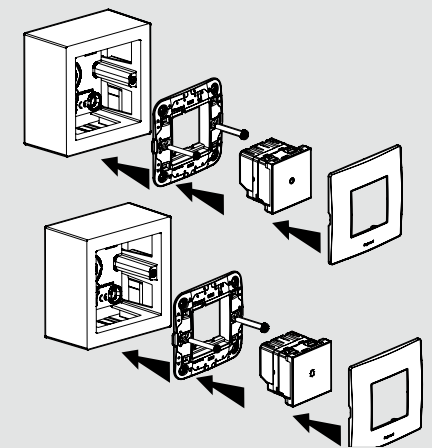
Operation



Wiring



Fixing



Safety instructions

When use this product, please install a fuse or protective device to protect the product in the line of COM input, the protective device should be equal to 6 A / 100~240 V.

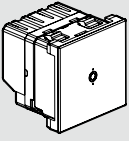


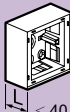




















This product should be installed preferably by a qualified electrician. Incorrect installation and use can entail risk of electric shock or fire. Before carrying out the installation, read the instructions and take account of the product's specific mounting location. Do not open up the device. All Legrand products must be exclusively opened and repaired by personnel trained and approved by LEGRAND. Any unauthorized opening or repair completely cancels all liabilities and the rights to replacement and guarantees. Only use genuine accessories.

Technical data

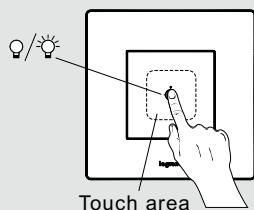
6 A touch switch 2 - way - 2 modules

Cat.No 6 773 10

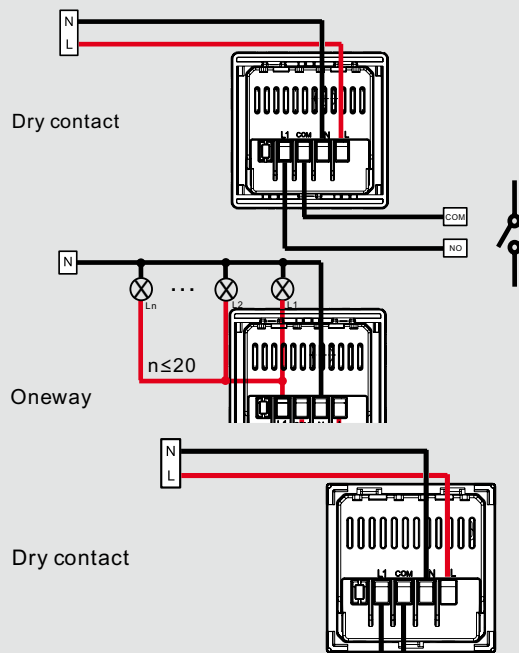
Characteristics

	 -5 °C/+45 °C	 -10 °C/+70 °C	 ≤ 40 mm	100 - 240 V~ 50 / 60 Hz	 1...4 mm²		
	①   	②  	③  	④  	⑤ 	⑥ 	⑦ 
							
240 V ~	1000 W	700 VA	700 VA	250 W	250 W	250 W	4 A(FP=0.6)
100 V ~	400 W	300 VA	300 VA	100 W	100 W	100 W	

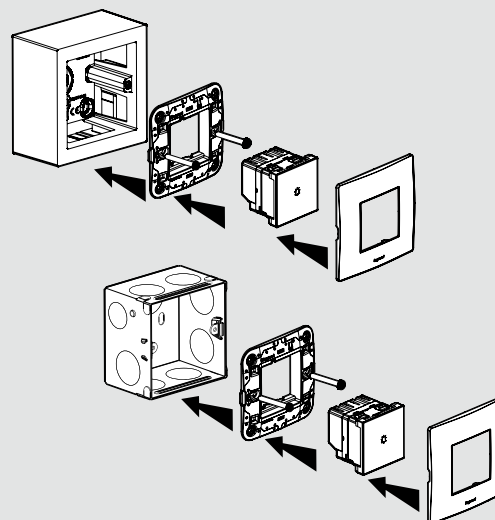
Operation



Wiring



Fixing



Safety instructions

When use this product, please install a fuse or protective device to protect the product in the line of COM input, the protective device should be equal to 6 A / 100~240 V.

This product should be installed preferably by a qualified electrician. Incorrect installation and use can entail risk of electric shock or fire. Before carrying out the installation, read the instructions and take account of the product's specific mounting location.

Do not open up the device. All Legrand products must be exclusively opened and repaired by personnel trained and approved by LEGRAND.

Any unauthorized opening or repair completely cancels all liabilities and the rights to replacement and guarantees.

Only use genuine accessories.

Technical data

16 A touch switch 1-way - 2 modules

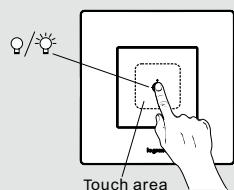
Cat.No 6 773 13

Characteristics

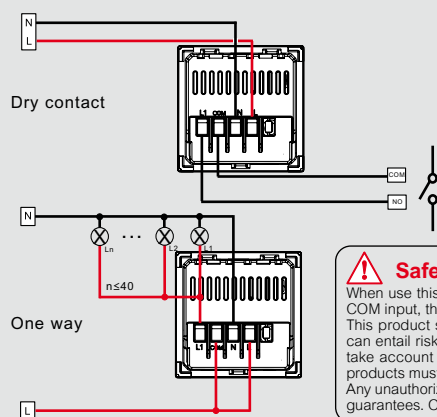
				100 - 240 V~ 50 / 60 Hz	
	-5 °C.../+45 °C	-10 °C.../+70 °C	≤ 40 mm		1...4 mm ²

	①	②	③	④	⑤	⑥	⑦
240 V~	3000 W	2000 VA	2000 VA	600 W	600 W	500 W	8 A(FP=0.6)
100 V~	1250 W	800 VA	800 VA	250 W	250 W	300 W	

Operation



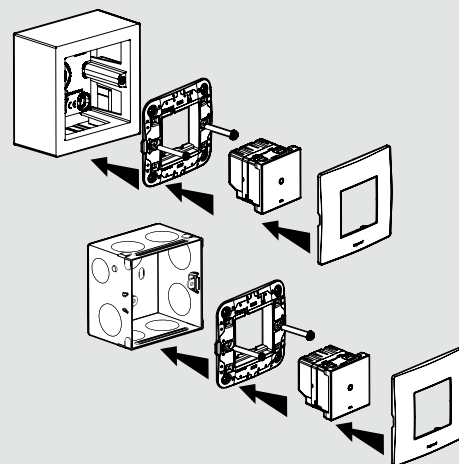
Wiring



Safety instructions

When use this product, please install a fuse or protective device to protect the product in the line of COM input, the protective device should be equal to 6 A / 100~240 V. This product should be installed preferably by a qualified electrician. Incorrect installation and use can entail risk of electric shock or fire. Before carrying out the installation, read the instructions and take account of the product's specific mounting location. Do not open up the device. All Legrand products must be exclusively opened and repaired by personnel trained and approved by LEGRAND. Any unauthorized opening or repair completely cancels all liabilities and the rights to replacement and guarantees. Only use genuine accessories.

Fixing



Technical data

300 W Universal led touch dimmer - 2 modules

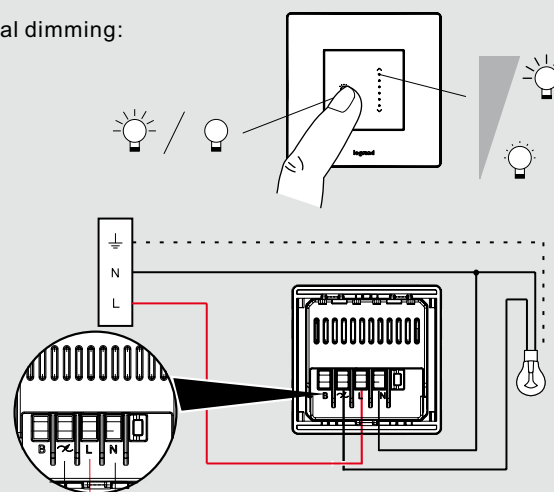
Cat.No 6 773 15

Characteristics

				100 - 240 V~ 50 / 60 Hz	
	-5 °C.../+45 °C	-10 °C.../+70 °C	≤ 40 mm		1...4 mm ²

	R	L	C/L			
240 V~ 50 Hz	5...300 W	5... 300 VA	5... 300 VA	5... 300 VA	5... 300 VA	5...75 W ≤ 10 x
100 V~ 60 Hz	5...150 W	5... 150 VA	5... 150 VA	5... 150 VA	5... 150 VA	5...37 W ≤ 10 x

Local dimming:

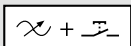


Technical data

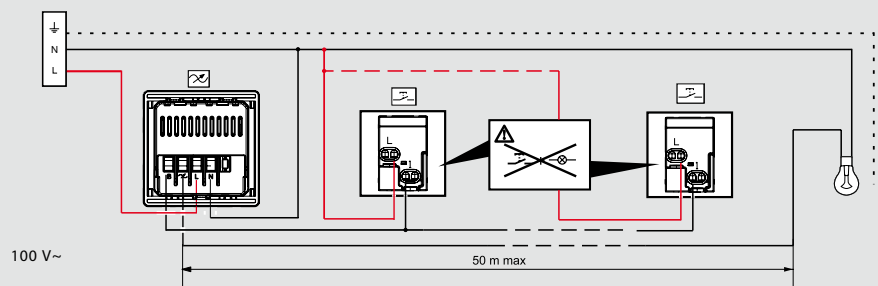
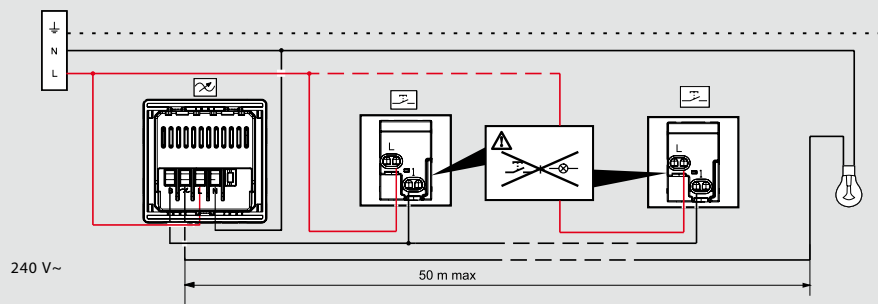
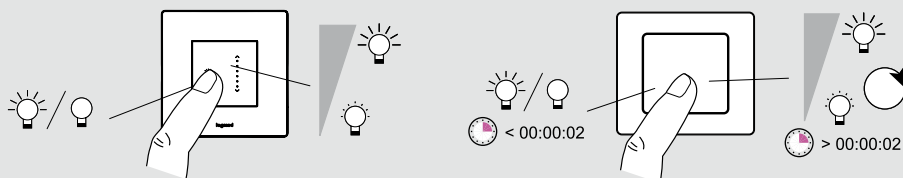
300 W Universal led touch dimmer - 2 modules (contd.)

Cat.No 6 773 15

Characteristics




Local+remote/auxiliar dimming:

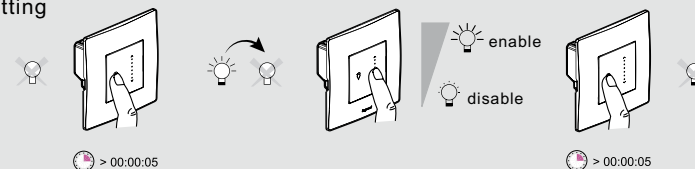


Auxiliary input connection

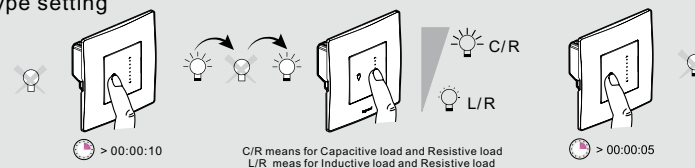
Min. brightness settings



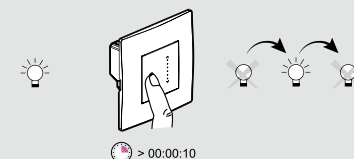
CFL setting



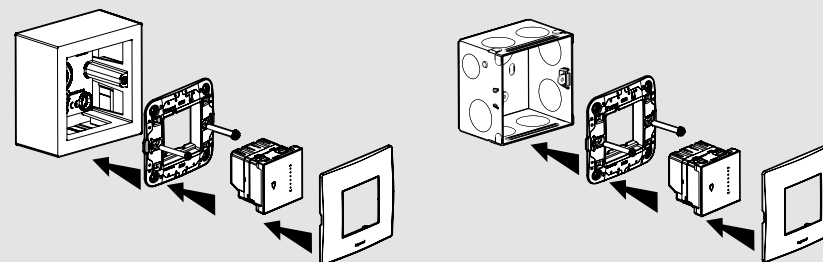
Load type setting



Factory reset



Fixing



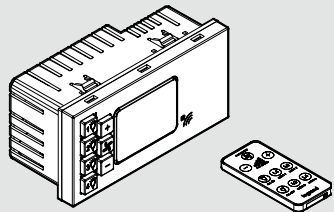
⚠ Safety instructions












This product should be installed preferably by a qualified electrician. Incorrect installation and use can entail risk of electric shock or fire. Before carrying out the installation, read the instructions and take account of the product's specific mounting location. Do not open up the device. All Legrand products must be exclusively opened and repaired by personnel trained and approved by LEGRAND. Any unauthorized opening or repair completely cancels all liabilities and the rights to replacement and guarantees. Only use genuine accessories.

Technical data

Remote for Fan and Light mechanism

Cat.Nos 6 772 52 / 6 774 52



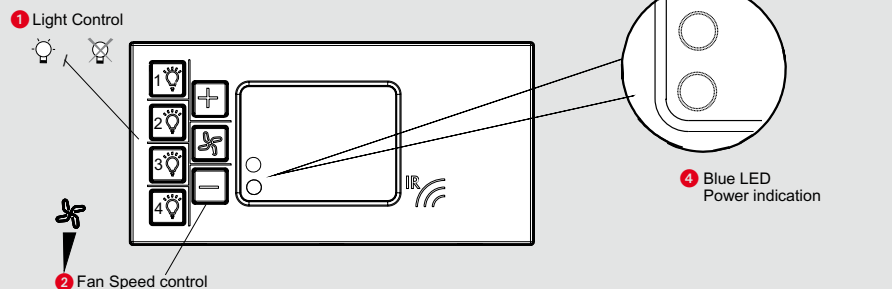
 40° 0° 240 V AC 50 Hz		① 	② 	③   	④  Ø26 Ø38	⑤ 	⑥  
Max.	1x2.5 mm ²	400 VA	200 VA	200 VA	150 VA	100 VA	50 VA

Utilization

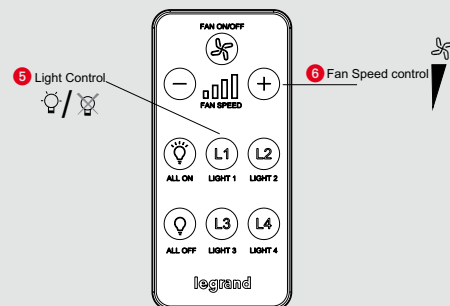
1. Incandescent bulbs
2. Halogen lamp 230V~
3. Low voltage halogen lamps
4. Fluorescent tube light
5. Ceiling Fan (OFF + 4 Variable speed steps)
6. LED Lamps (Max 3 Units)

Description

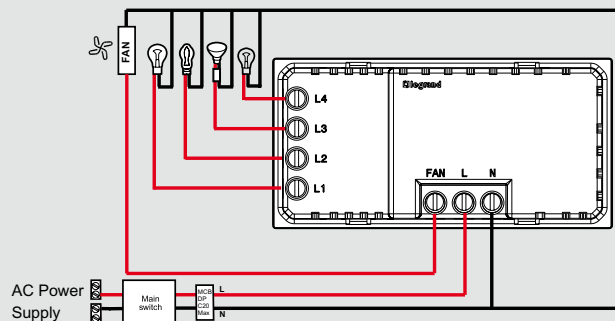
Infrared receiver and controller unit



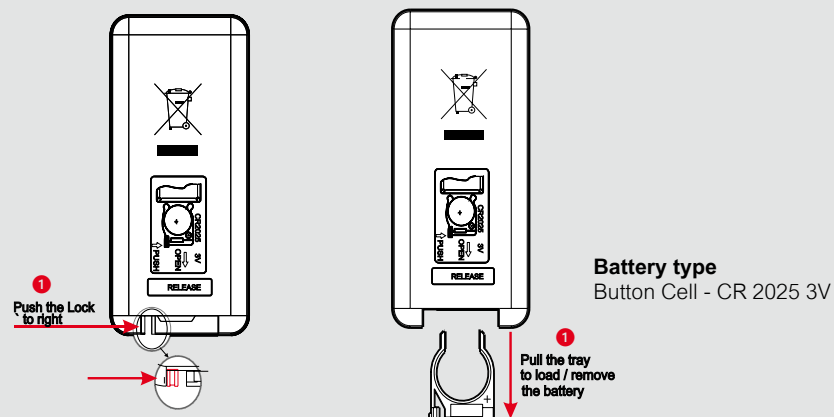
Infrared remote transmitter



Wiring diagram



Replacement of old battery



Safety instructions

This product should be installed in line with installation rules, preferably by a qualified electrician. Incorrect installation and use can lead to risk of electric shock or fire. Before carrying out the installation, read the instructions and take account of the product's specific mounting location. Do not open up, dismantle, alter or modify the device except where specifically required to do so by the instructions. All Legrand products must be opened and repaired exclusively by personnel trained and approved by Legrand. Any unauthorised opening or repair completely cancels all liabilities and the rights to replacement and guarantees. Use only Legrand brand accessories.

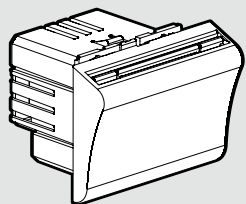
GB 1E

Technical data

16 A Hotel Key Fob switch

Cat.Nos 6 772 53 / 6 774 53

Characteristics



	16 A max
	16 A / 230 V~μ cosφ = 1
	4 A / 230 V~μ cosφ = 0.6

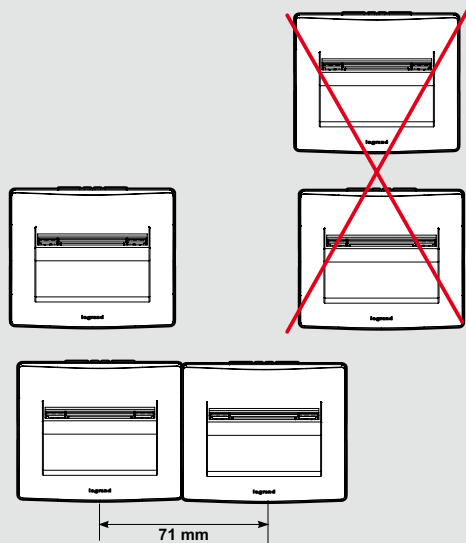
Utilization

40° 0° 230 V~ 50 Hz	1	2	3	4	5
Max.	1800 W	800 W	400 VA	800 VA	100 VA

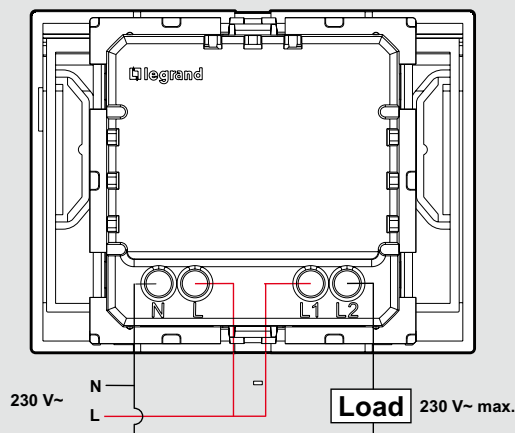
- 1800 W lamp incandescent or halogen with ferromagnetic transformer.
- 800 W inductive (motor).
- 400 VA compensated fluorescent lamp.
- 800 VA fluorescent lamp with electronic ballast.
- 100 VA LED lamp.

Important: For load higher than indicated in the above table, use a contactor.

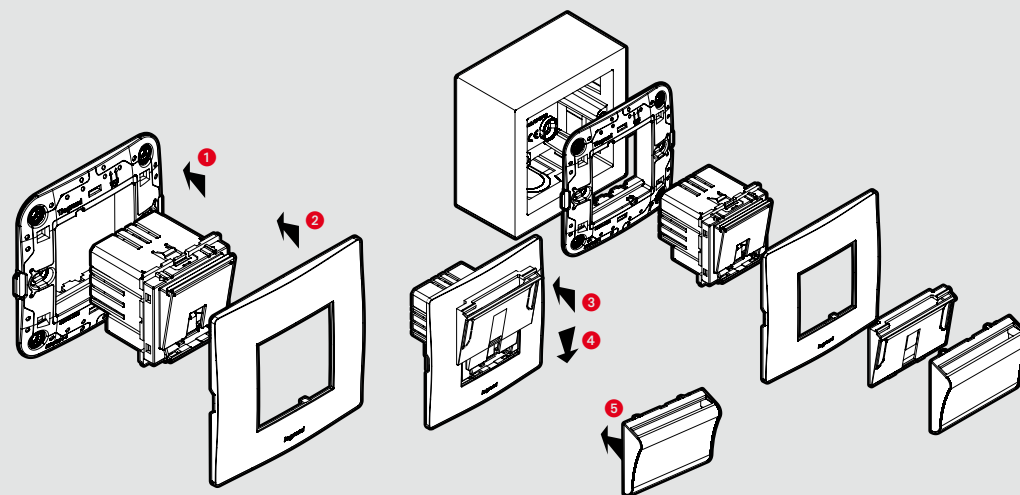
Installation



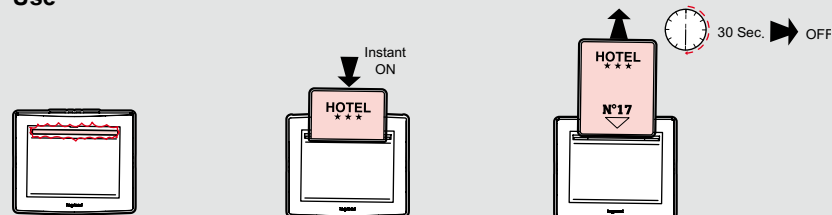
Wiring



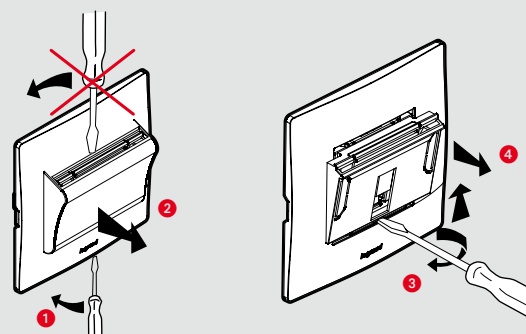
Fixing



Use



Dismantling / Maintenance



Safety instructions

This product should be installed in compliance with installation rules, preferably by a qualified electrician. Incorrect installation and use can lead to risk of electric shock or fire. Before carrying out the installation, read the instructions and take account of the product's specific mounting location.

Do not open up, dismantle, alter or modify the device except where specifically required to do so by the instructions. All Legrand products must be opened and repaired exclusively by personnel trained and approved by Legrand. Any unauthorised opening or repair completely cancels all liabilities and the rights to replacement and guarantees.

Use only Legrand brand accessories.

GB IE

Technical data

Hotel DND and MMR unit

Cat.Nos 6 772 56 - 6 772 57

Description

Call indicator

Call control

Buzzer

Red

Green

A

B

C

D

E

Do not disturb

Please clean up

Wiring

230V AC

L

N

50 Hz

B

A

D

C

E

1

2

1

2

01

02

20

Technical data

Surge Protector 1 M

Cat.No 6 772 74

Up

Uc

In (8/20).

Icc max.

I_L

I max (8/20).

230 V~

1 kV

250 V~ max
230 V~
(L/N - L/PE)
(N - PE)

2 kA

2,5 kA

10 A

4 kA

Installation method

PE

MCB
DP
C20
Max.

Main switch

N

L

0

1

2

3

4

5

6

7

8

9

10

11

12

13

14

15

16

17

18

19

20

21

22

23

24

25

26

27

28

29

30

31

32

33

34

35

36

37

38

39

40

41

42

43

44

45

46

47

48

49

50

51

52

53

54

55

56

57

58

59

60

61

62

63

64

65

66

67

68

69

70

71

72

73

74

75

76

77

78

79

80

81

82

83

84

85

86

87

88

89

90

91

92

93

94

95

96

97

98

99

100

Make sure the power supply is disconnected before any intervention.
Strictly comply with instructions for installation and use.

Operation

Green indicator lamp

Operational protection

Recommendation

Regularly check that the green LED is on.
-When LED is off, change the product

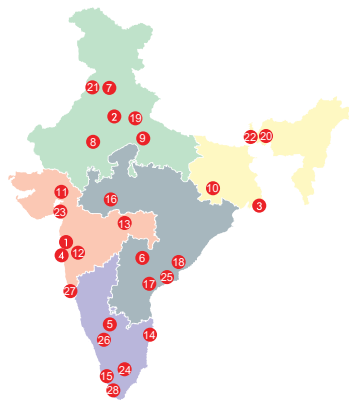
Safety instructions

This product should be installed in line with installation rules, preferably by a qualified electrician. Incorrect installation and use can lead to risk of electric shock or fire. Before carrying out the installation, read the instructions and take account of the product's specific mounting location. Do not open up, dismantle, alter or modify the device except where specifically required to do so by the instructions. All Legrand products must be opened and repaired exclusively by personnel trained and approved by Legrand. Any unauthorised opening or repair completely cancels all liabilities and the rights to replacement and guarantees.
Use only Legrand brand accessories.

42

NOTES

This image shows a single sheet of white paper with horizontal ruling lines. The lines are evenly spaced and run across the width of the page. There are no margins, text, or other markings on the paper.



Head offices

1. 61 & 62, 6th Floor,
Kalpataru Square, Kondivita Road,
Off Andheri-Kurla Road, Andheri (E),
MUMBAI – 400 059.
Tel : [022] 3041 6200
Fax : [022] 3041 6201
Website : www.legrand.co.in

Regional sales offices

2. B-225, 4th Floor, Okhla Industrial
Area, Phase -1,
NEW DELHI – 110020.
Tel : [011] 3990 2200, 2699 0046,
[011] 2699 0028 / 29 / 30 / 31
Fax : [011] 2699 0047 **INDIA**
3. Unit no 1203, Ambuja Eco Centre,
Sector 5, Salt lake,
KOLKATA – 700 091. **INDIA**
4. C/203, Corporate Avenue, Atul Projects,
Near Mirador Hotel, Chakala,
Andheri - Ghatkopar Link Road,
Andheri - East, **MUMBAI** – 400 099.
Tel : [022] 6230 1000 **INDIA**

5. Ferozes Manor, Situated at 58
Hospital Road, Shivaji Nagar,
BANGALORE – 560 001.
Tel : [080] 6822 0000 **INDIA**

6. Prestige Phoenix, 1st Floor,
Next to Lifestyle Building,
Begumpet,
HYDERABAD – 500 016. **INDIA**

Branch offices

7. Unit No. 203, Tower B Bestech
Business Towers, Sector-66, Mohali,
CHANDIGARH – 160017.
Telefax : [0172] 5019 008 **INDIA**
8. Building No-128, Mansarovar Link Road,
Gopalpura Bypass, Mohan Nagar,
Near Ridhi Sidhi Flyover,
JAIPUR – 302 018.
Tel : [0141]-2208 665 **INDIA**
9. 209-A, 2nd Floor, Cyber Heights,
Opp. Indira Gandhi Pratishthan,
Vibhuti Khand, Gomti Nagar
LUCKNOW – 226 010.
Tel : [0522] 431 9316 **INDIA**
10. 202 & 203, Sunrise, Forum 100,
Burdwan Compound, Lalpur,
RANCHI – 834 001.
Tel : [651] 660 5400
11. A 101-102, Mondeal Heights,
Besides Novotel Hotel, Sarkhej
Gandhinagar Highway (S G Highway),
AHMEDABAD – 380 015.
Tel : [079] 6134 0555 **INDIA**
12. 8th Floor, Pinnacle Park Avenue,
Opp. Law College, Law College Road
Next To German Bakery,
Shivaji Nagar, **PUNE** – 411 004.
Tel : [020] 6729 5601 / 600 **INDIA**

13. Plot No.95, 2nd Floor, Shreyash
Heights, VIP Road, Ramdaspeth,
NAGPUR – 440 010.
Tel : [0712] 2440 900

14. 10 B, Prestige Center Court, Office Block,
Vijaya Forum Mall, #183, N.S.K. Salai,
Vadapalani, **CHENNAI** – 600 026.
Tel : [044] 6612 2800 **INDIA**

15. J. B. Manjooran Estate,
Door No 50/1107 A9, 3rd Floor,
Bye Pass Junction, Edappally,
COCHIN – 682 024.
Tel : [0484] 6604 700 **INDIA**

16. 204-205, Megapolis Square,
579, M G Road,
INDORE – 452 001.
Tel : [0731] 4999 891

17. MF-2, Datta's Lords House,
Jammi Chettu Street, Mogalrajapuram,
VIJAYAWADA – 520 010.
Tel : [0866] 248 2393/6393

18. Plot No. 359, Saheed Nagar,
2nd Floor,
BHUBANESWAR – 751 007.
Tel : [0674] 254 0623

19. Unit - 1 & 2, Vijay Park,
Main Chakrata Road,
DEHRADUN – 248 001.
Uttarakhand.
Tel : [0135] 661 6100 **INDIA**

20. House No. 97, Ground Floor,
Rajgarh Main Road,
Opp. City Heart Nursing Home,
GUWAHATI – 781 007.

Area offices

21. Cabin No. 9, 2nd Floor,
Madhok Trade Centre,
Madhok Complex, Ferozpur Road,
LUDHIANA – 141 001.
Tel : [0161] 277 0301
22. 94, Udham Singh Sarani,
Ground Floor, Ashrampara,
SILIGURI – 734 001.
Tel : [0353] 264 1067
23. A-207, Universal Business
Center, Near Madhuvan circle,
L.P. Savani Road, Adajan,
SURAT – 395 009.
Tel.: [0261] 263 3861 **INDIA**
24. Aparna Towers, 1st Floor, 2/3,
Bypass Road,
MADURAI – 625 010.
Telefax : [0452] 230 8414
25. 43-9-205, 3rd Floor, Plot No. 10,
Subbalakshmi Nagar,
Opp. More Super Market,
VISHAKAPATHANAM – 530 016.
Tel.: [0891] 273 5652 / 2739363 **INDIA**
26. B-5, 1st Floor, Thirumalai Towers,
723, Avanashi Road,
COIMBATORE – 641 018.
Tel.: [0422] 668 3200 **INDIA**
27. 515 & 516, Gera Imperium Grand,
Patto centre, Panaji
GOA – 403 001. **INDIA**
28. 1st Floor, Cordial Bharathi,
Nanthancodu,
THIRUVANANTHAPURAM,
KERALA- 695 003 **INDIA**

Technical assistance from Legrand

Telephonic technical assistance for selection of products, technical information, guidance,
wiring diagrams and estimation is now made available to you at each Regional Office.
Contact the Technical Officer of Legrand at the following telephone numbers

New Delhi : Tel.: [011] 2699 0028, 3990 2200
Kolkata : Tel.: [033] 4021 3535 / 36
Mumbai : Tel.: [022] 6230 1000
Bangalore : Tel.: [080] 6822 0000
Hyderabad : Tel.: [040] 4567 1717

For other places, contact the nearest Regional / Branch / Area offices

customer.care@legrand.co.in