


H E L L O

H O M E

PUT THE MAGIC OF IoT INTO YOUR HOME



L I V E T H E
A D V A N T A G E

The pace of life today demands continuous upgrades in efficiency and ways to live smarter. At Legrand, we anticipate your needs with technologically advanced products, investing as much as 5% on R&D to deliver superior electrical and digital building infrastructure.

As global specialists, we make things that are not just essential but actually desirable. Our engineering is exacting, and is fueled by design thinking which we call Designeering. We understand that your home demands the latest in cutting-edge technology and innovation, and our solutions offer a sophisticated blend of both.

Such expertise helps us fulfil your needs. It also ensures that we keep introducing products that change the way you look at form and function.




CONNECTED LIVING

MAKE YOUR HOME TRULY YOURS

Arteor™

Increasing digitalization and network solutions are making our lives ever simpler and more convenient, as technology transforms the way we work, communicate, travel and live at home. But greater possibilities also bring greater complexity. That is why Legrand, in developing the Arteor range, has sought to make networked digital technology as easy as possible, for designers, installers and users of living space.

The result is the radio solution for Arteor that enhances individual comfort and security in the connected home. It is really quick and easy to install and it will flexibly adapt to changing habits, aspirations and needs over time.






Arteor, as a part of Legrand's ELIOT program, is dedicated to developing sustainable connected solutions that are easy to use and maintain, accessible for everybody and customisable to the users' needs, desires and habits. To enhance the value of any home and make everyday life just that little bit more comfortable and secure.

S M A R T A R T E O R™

MAKE YOUR HOME TRULY YOURS



Arteor™

THE SMART RADIO SOLUTION

Arteor is a radio-based solution for the connected home. The intelligent products communicate with one another via radio ZigBee 3.0 (2.4 GHz waveband). This means there is no need for specific or extensive cabling. Also, although the range only contains a few products, these can be used to create lots of individual solutions for a more customised feel at home.

SIMPLE, ADAPTABLE, OPEN

Radio-based Arteor has been designed and developed as a simple solution to make every house more individual, convenient and secure. Simple for planners, who are able to integrate many useful functions without having to provide for complicated cabling. Simple for installers, who are able to install the system without a great deal of effort or specialist knowledge. Simple for users, who will find it convenient to operate, easy to extend and are able to make changes at any time.

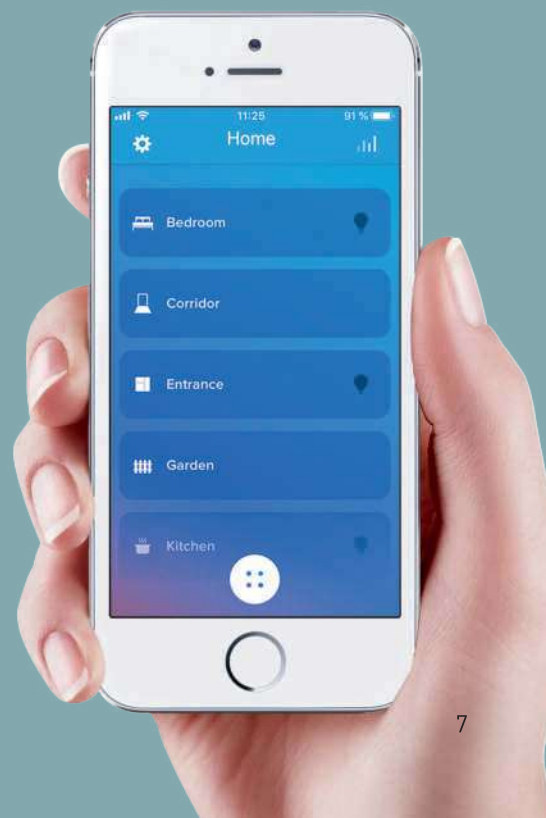


APP CONTROL FOR EASE OF USE

All functions in an Arteur product's installation can also comfortably be controlled on your smartphone or tablet: switching individual lights/fan on or off, controlling roller blinds, curtains and electrical appliances or triggering more complex scenarios - using the app, you have everything under control. You are always connected to your home, wherever you are.

VOICE CONTROL

Using voice commands, the installation can be managed without lifting a finger.



GROWING WITH USERS' NEEDS

ADAPTIVE TO SUIT OUR EVER-CHANGING LIFESTYLE

Its simple installation makes Arteor a really smart choice. No complex BUS system or cabling is needed to adapt the solution smoothly to changing circumstances. Putting a switch within reach of children, rearranging the living room, converting a kid's bedroom into an office, adding more functions... Arteor will change as readily and as quickly as you do!



PUT THEM ANYWHERE

Using wireless switches, you can ensure your controls are always exactly where you want them, for example lower on the wall to be within easy reach of the children. They can be repositioned as your children grow or when you decide to rearrange your furniture.



“LEAVING HOME” SCENARIO

A single press will turn off the lights and close all the shutters as you leave home, meaning you save time and gain convenience.



“WAKE UP” SCENARIO

Have soft light come on and the shutters open for a great start to the day, every day!



ENERGY MANAGEMENT

Whether to check your real-time energy consumption or to do a more long-term, in-depth analysis, the app will help you all the way towards greater energy efficiency.



ALERTS

If there's a power failure when you're not at home, the app will warn you instantly so you can take action.



FEW COMPONENTS – LOTS OF OPTIONS

The system consists of only a few simple components. The 'Gateway Kit' that needs to be installed to start, connected controls which trigger actions, such as controlling lights/fan, roller blinds and electrical appliances and wireless, battery powered controls. They manage scenarios, create centralised functions and allow remote control of individual functions.

CONNECTED WIRED PRODUCTS

The wired products are installed in the same way as conventional components and then paired with the wireless switches (which can be positioned anywhere) via the ZigBee 3.0 (2.4 Ghz waveband). Thanks to the dynamic mesh network, all functions can easily be reconfigured at any time. It is also easy to add extra modules.

WIRELESS CONTROLS



Wireless light and roller blind switches are used to extend the installation and enable individual, group-based or centralized remote control of lighting and roller blinds. They are adaptable to take into account evolutions of the installation over time.

Wireless scenario controls are used to activate pre-programmed, more complex scenarios that enhance comfort when you wake up in the morning or go to bed at night, leave the house or come home.




FUNCTIONS

LIGHT




Connected light switches with dimmer option (2 module), Connected light switches (2x1 module), Micromodule switch

CURTAINS/ROLLER BLINDS



Connected curtain/roller blind switches 2 x1 module

ENERGY



Connected socket outlet module



Wireless 1-gang light switches



Curtain/roller blind wireless switches

The Home + Control App, which can be used to control the system via smartphone and tablet, is available for devices with Android and iOS. Download it for free from your usual app stores.






EVEN THE VERY FIRST STEP IS SMART

A R T E O R™ A T A GLANCE

Many useful functions can be implemented at home using just a few different devices. To start the connected installation with Arteor, the Gateway kit consisting of the gateway and master switch is essential.

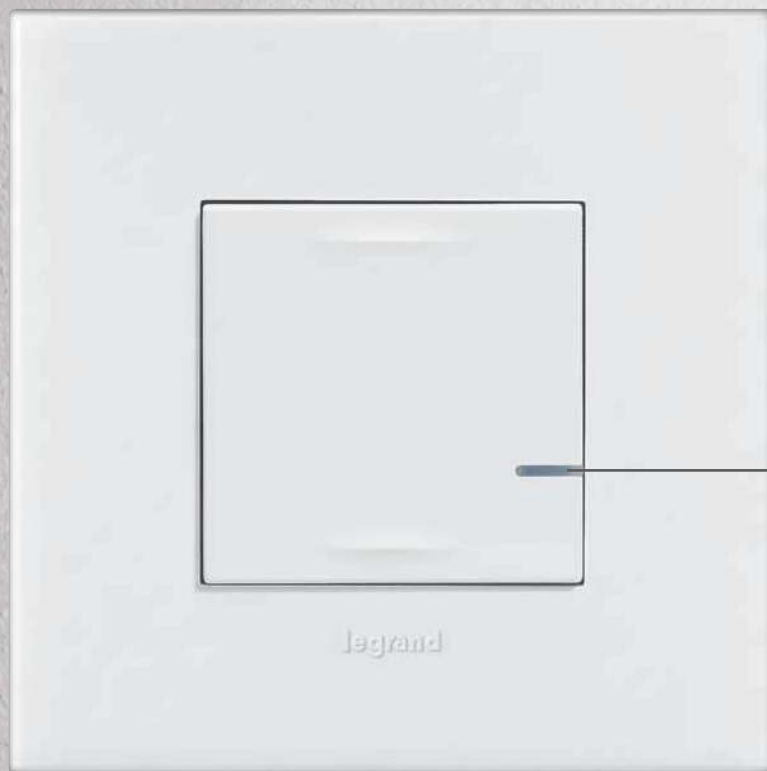


GATEWAY


Connects the Arteor system to the home Wi-Fi network. The Gateway is necessary in order to use the Home + Control App and thereby enables convenient control of the installation via smartphone, tablet or via voice control.

WIRELESS MASTER SWITCH

Used to create the radio network ZigBee 3.0 (2.4 GHz waveband) via which all components within the system communicate with each other. No need for complicated cabling. The Home/Away wireless master switch also allows you to launch preset life scenes "Leave Home" and "Back Home".





Few components are required to enable control of lighting and shutters, more complex scenarios and electrical appliances via switched outlets. The system's modular structure allows for easy adaptation to changing needs and enables extensions any time they are required.



The LED in the switch serves as a locator while also signalling the product's status. During pairing, its changing colours guide you through the process.

THE CONNECTED SWITCH - 4 IN 1

This compact, smart and versatile product combines 4 functions in one: both a switch and a dimmer, it also has indicator and locator features. All this in a device just 34 mm deep, fitting any standard mounting box.



AS INDIVIDUAL AS YOU ARE

FUNCTIONALITY MEETS DESIGN

The Arteor range of products doesn't only offer individual responses to all user requirements in terms of functionality. It also adds a touch of style to the overall look and feel of the house. Arteor finishes blend in perfectly to any kind of living environment.



SCENARIOS

Increase comfort through pre-programmed life scenes, such as Wake up/Sleep or Home/Away.



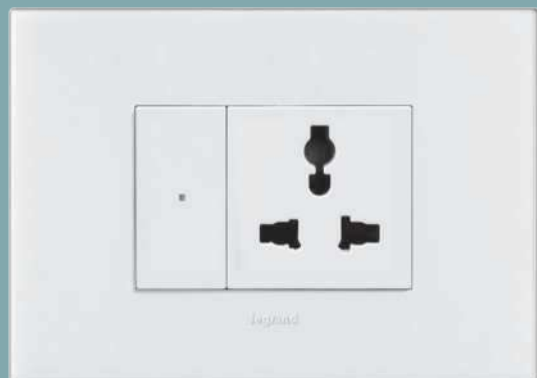
ROLLER BLINDS/CURTAINS

For convenient individual or central control of roller blinds. Can be controlled locally or remotely.



CONNECTED SOCKET OUTLETS

Allow remote control of electrical appliances, measure instantaneous consumption, monitor daily or monthly consumption and to be alerted with smart notifications.




LIGHT

Convenient control of lights with connected wired and wireless switches, with or without dimmer option.



TRADITIONAL
SWITCH

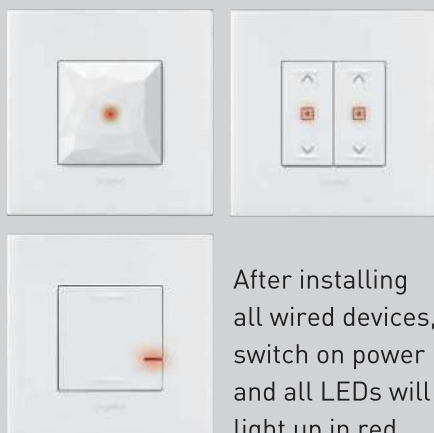


E A S Y INSTALLATION

IN NEW AND RENOVATED PREMISES

5 STEPS TO A CONNECTED HOME

1



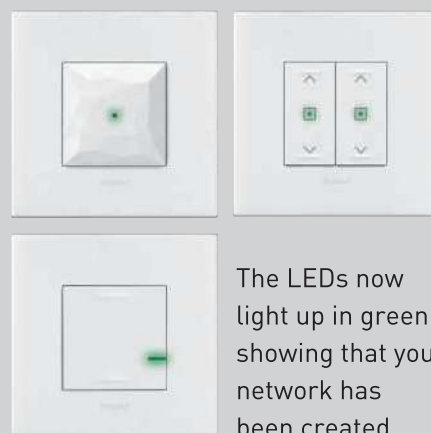
After installing all wired devices, switch on power and all LEDs will light up in red.

2





Press the master switch at its centre for 5 seconds.

3




The LEDs now light up in green, showing that your network has been created.




CONNECTED SWITCH

The Arteor range of products is a radio solution, requiring no extra wiring as it uses the existing infrastructure. This makes it the ideal choice for upgrading an existing installation into a connected home. But for new building projects, too, it offers definite advantages, as its simple installation cuts effort to a minimum.

4



5



After a short press on the master switch, all the LEDs turn off.

To pair them, press on the wireless switch you wish to pair, while tapping it three times onto the wired devices you wish to control. The LED's blue light tells you that the pairing was successful.

INNOVATIVE OPERATING CONCEPTS

TALK - SWIPE - TOUCH

VOICE CONTROL

As modern home technology becomes increasingly complex, it also gets to be easier to operate. For instance, Arteor makes it possible to control functions via voice commands. Used in combination with the Google Assistant, Amazon Alexa or Apple Siri, the system obeys the spoken word. Lighting in the home, for example, can be switched on or off with a simple word.

THE HOME + CONTROL APP FOR SMARTPHONE OR TABLET

The app on the smartphone or tablet opens up new options: monitoring of instantaneous power consumption, remote surveillance of the connected home, and control over various functions when the user is out and about.



LOCAL CONTROL GUARANTEED

Of course, all functions can still be used in the traditional way via switches on the wall. If furniture needs to be rearranged or small children need to be able to reach a switch, the wireless switches can be repositioned easily at any time.



Home + Control App

iPhone, iPod and iPad are registered trademarks of Apple Inc, registered in the US and other countries. HomeKit is a trademark of Apple Inc. App Store is a service mark of Apple Inc., Google, Android, Google Play, and the Google Play logo are trademarks of Google LLC. Amazon, Alexa and all related logos are trademarks of Amazon.com, Inc. or its affiliates.



The Home + Control App changes everything not only in terms of control of the smart home but also in terms of its configuration. The installer can use the app to conveniently configure the entire system, based on the individual specifications of their customer: the function assigned to each of the components, the way they interact, the scenarios users are able to trigger - all of this can be determined using the highly intuitive app. Moreover, much of this can be input in advance, once the user's wishes have been clarified at the consultation stage. This makes life easier for installers, improves their efficiency and ensures their work is more highly valued.

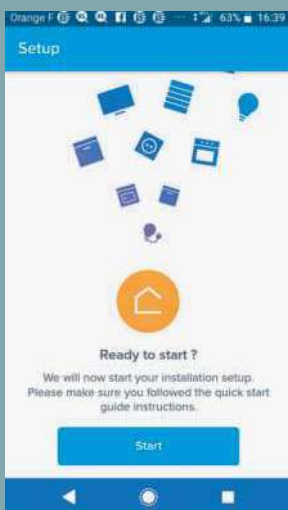


**Home +
Control App**

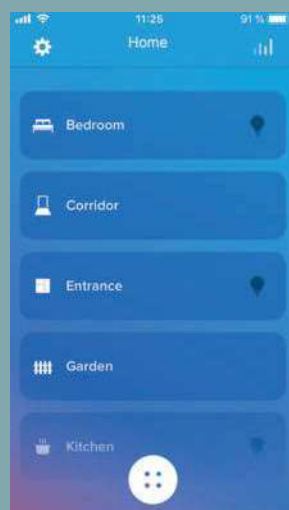
SMARTHOME VIA SMARTPHONE

THE HOME + CONTROL APP

The app used by the installer for configuration purposes is also used to control the entire system. The remote control options it provides are particularly useful. The app displays alarm messages if, for instance, the refrigerator is no longer powered or a light remains on when no one is supposed to be at home. This means it enables fast responses to faults due to which the user can react accordingly and act from a distance to prevent any greater damage.



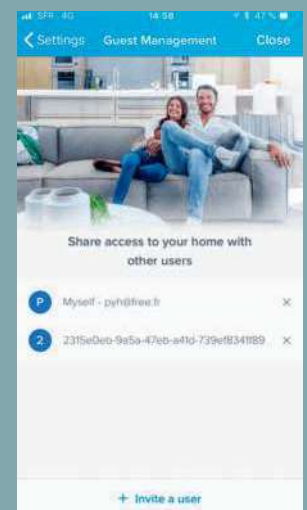
Configuration is based on a set of simple steps.



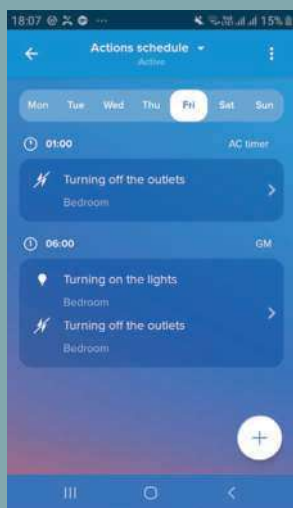
Each room is configured individually.



All functions can be set individually.



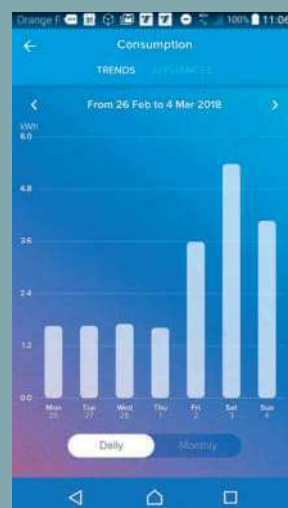
Invite each member of your family.



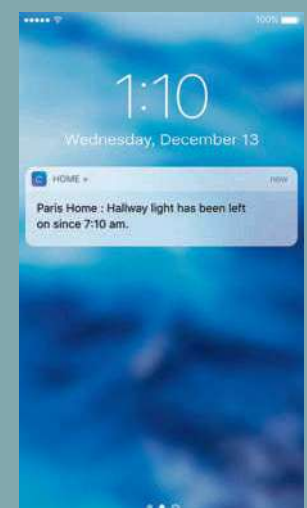
Scheduling of lights, appliances, shutters etc.



Energy consumption can be queried for individual devices.



Detailed consumption analyses help save energy.



Alarm messages reach the user wherever they may be.

TIMELESS HARMONY

NEW NEUTRAL FINISHES






MAGNESIUM



PEARL ALU



NEUTRAL WHITE




CHAMPAGNE

NEUTRAL FULL COLOUR

This neutral and minimalistic collection leaves plenty of room for contemporary design concepts. An extended colour range with new plate and mechanism colours gives designers even greater freedom.

NEW COMBINATIONS

Arteor meets customisation requirements by offering more ways to combine colours. But, the more technology shapes our lives, the more we want it to blend in discreetly with our individual environments. This is why clean lines and a pared-down look define the design philosophy of the range.



DARK BRONZE



GRAPHITE

STRONG IMPACT

METALS FOR A BOLD LOOK



METAL FINISHES

Our metal finishes offer a handcrafted, textured look, which allows for interplay between light and shadow. They bring the rooms they are placed in to life while retaining an element of prestige and sophistication.



STAINLESS STEEL



GOLD BRASS



STAINLESS STEEL



GOLD BRASS

PEERLESS CLASSICS

THE REBIRTH OF OPULENCE



BAROQUE FINISHES

The renaissance signaled the rebirth of art, culture, science and architecture in Europe. The intricate, and heavily ornate art of the period continues to inspire to this day. Our Silver Baroque and Dark Baroque finishes are an ode to the past, and a herald for a better, technological future.



SILVER BAROQUE



SILVER BAROQUE



DARK BAROQUE



DARK BAROQUE

OUT OF THE BOX

ARTEOR™ ON TREND



DESIGNED FOR DECADENCE


Why follow trends when you can set them? 'Grey Oak', and 'Cube' take the best aspects of modern design and elevate them to ensure that function and form blend seamlessly with stunning aesthetics. Inspired by our surroundings, but clearly a cut ahead, these incredible finishes turn heads and lights on with equal ease.



CUBE



GREY OAK



Both 'Grey Oak' and 'Cube' offer an impression of discretion and technical sophistication. Chromed metal accents reinforce the image of a prestigious product. A beveled profile ensures an on-trend slimline look.

ALWAYS FULL POWER

USB CHARGERS FOR THE HOME



USB CHARGERS

Conveniently placed USB chargers at home allow you to charge your mobile devices easily wherever it's handy: near the sofa, by the bedside or in the kitchen. Arteor has a suitable solution for every kind of mobile device – including the new generation with USB C-Type connection, of course.



Double USB Charger (2M)



USB Charger (1M)



These modular charging sockets with USB charging port comply with IEC 60950-1 and IS 13252 (part 1). Aesthetically pleasant, they can be used to charge any mobile device, both at work and at home.

THE RIGHT M O O D

ARTEOR™ LIGHTING SOLUTIONS



Light creates atmosphere, emphasizes room features and helps overcome emergencies. Arteor solutions provide bright prospects for developers and decorators who want to make a very deliberate use of lighting in their projects.



UNIVERSAL PUSH-BUTTON DIMMER FOR ALL TYPES OF LAMPS

With the Universal dimmer for all modern loads including dimmable CFLs and LEDs, Arteor makes it easy to create individual lighting moods.

Convenient to use:

33% and 66% luminance are preset, and there is a level memory function too. The night light function with its slow dimming feature is a practical solution for bedrooms or children's rooms.

Easy installation:

Two cables are enough as a neutral wire is not required
– ideal for renovations or installation work carried out at a later time.



DIMMABLE



LED



Halogen



CFL



Incandescent



INSPIRED AESTHETICS

FINISHES FOR EVERY PALETTE

NEUTRAL



White

Pearl Alu

Graphite



Magnesium

Champagne

Dark Bronze

METAL



SIGNATURE



WOOD



Gold Brass

Stainless Steel

Cube

Grey Oak

MIRROR



Mirror Black

Mirror White

Green Apple

GRAPHIC



Casual

Dark Baroque

Silver Baroque

INTEROPERABILITY

VOICE ASSISTANTS

Arteor™

compatible with the
main voice assistants.



AN OPEN SYSTEM

Arteor™

is an open system for everyone
in the connected home.



A TOUCH OF GENIUS

ARTEOR™

Put the Magic of IoT in Your Homes


Add a touch of smartness to your homes with Arteor's modular, WiFi-enabled range of connected switches and socket outlets. It lets you mix and match controls to help make your life convenient. Staying connected to your home is now possible simply with a **Touch, Swipe or Talk**.



Arteor™



Works with :



THE FINISHING TOUCH

ARTEOR™ MyHOME_Up

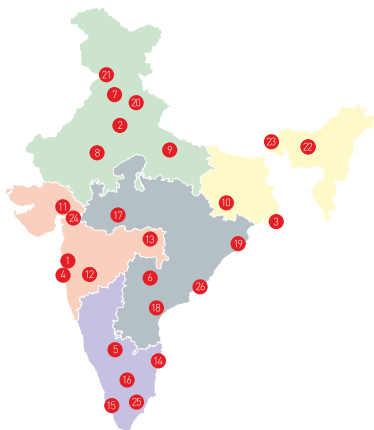
— The Beautiful Simplicity of Home Automation —

Put the finishing touch to your homes with the HOMETOUCH screen. Get total control of your home with just a touch. See the full range of home automation solutions provided by Arteor MyHOME_Up on legrand.co.in



NOTES

[illegible]



Head office

1. 61 & 62, 6th Floor,
Kalpataru Square, Kondivita Road,
Off Andheri-Kurla Road, Andheri (E),
MUMBAI – 400 059.
Tel : (022) 3041 6200
Fax : (022) 3041 6201
Website : www.legrand.co.in

Regional sales offices

2. A-25, Mohan Co-operative
Industrial Estate, Mathura Road,
NEW DELHI – 110 044.
Tel : (011) 3990 2200, 2699 0046,
(011) 2699 0028 / 29 / 30 / 31
Fax : (011) 2699 0047
3. Bhakta Towers, 2nd & 3rd Floor,
Plot No. KB 22, Sector-III, Saltlake,
KOLKATA – 700 098.
Tel : (033) 4021 3535 / 36
Fax : (033) 4021 3537
4. C/203, Corporate Avenue, Atul Projects,
Near Mirador Hotel, Chakala,
Andheri Ghatkopar Link Road,
Andheri – East, **MUMBAI** – 400 099.
Tel : (022) 3385 6200 / 62301000 **INNOVAL**
5. Ferozes Manor,
Situated at 58 Hospital Road,
Shivaji Nagar,
BANGALORE – 560 001.
Tel : (080) 6822 0000 **INNOVAL**
6. 205-208, 2nd Floor,
Block - II, White House,
Kundan Bagh, Begumpet,
HYDERABAD – 500 016.
Tel : (040) 2341 4398 / 67, 4567 1717
Fax : (040) 4567 1730

Branch offices

7. Unit No. 203 Tower B, Bestech Business
Towers, Sector 66, Mohali,
CHANDIGARH – 160 017.
Telefax : (0172) 305 8631 / 32 / 34 / 35
Fax : (0172) 501 9008 **INNOVAL**
8. 507-510, Vth Floor, Soni Paris Point,
Jai Singh Highway, Banipark,
JAIPUR – 302 016.
Telefax : (0141) 511 3129, 510 1179
9. 209-A, 2nd Floor, Cyber Heights,
Opp. Indira Gandhi Pratishthan,
Vibhuti Khand, Gomti Nagar
LUCKNOW – 226 010.
Tel : (522) 319 2031 / 32 / 33 **INNOVAL**
10. 202 & 203, 2nd Floor, Sunrise,
Forum 100, Burdwan Compound, Lalpur,
RANCHI – 834 001.
Tel : (651) 660 5400
11. A 101-102, Mondeal Heights,
Besides Novotel Hotel, Sarkhej
Gandhinagar Highway (S G Highway),
AHMEDABAD – 380 015.
Tel : (079) 6134 0555 **INNOVAL**
12. 402, Swastik Chambers,
Near Ashwamegh Marriage Hall,
Behind HP Petrol Pump,
Off Karve Road, Erandwane,
PUNE – 411 004.
Tel : (020) 6729 5601 / 602
Fax : (020) 6729 5604
13. Plot No.95, II Floor, Shreyash Heights,
VIP Road, Ramdaspath,
NAGPUR – 440 010.
Tel : (0712) 662 7857 / 858
Fax : (0712) 662 7859
14. 10 B, (10th Floor), Prestige Center Court
Office Block Vijaya Forum Mall, #183,
N.S.K. Salai, Vadapalani
CHENNAI – 600 026.
Tel : (044) 6612 2800 / 2362 3125 / 35 / 45
Fax : (044) 2362 3165 **INNOVAL**
15. J. B. Manjooran Estate, Door No 50/1107A9,
3rd Floor, Bye Pass Junction, Edappally,
COCHIN – 682 024.
Tel : (0484) 280 1921 / 2921, 658 0921
Fax : (0484) 280 1921 / 2921 **INNOVAL**
16. B-5, 1st Floor, Thirumalai Towers,
723, Avanashi Road,
COIMBATORE – 641 018.
Tel : (0422) 222 3634 / 0283
Fax : (0422) 222 3164 **INNOVAL**

17. 204-205, Megapolis Square,
579, M G Road,
INDORE – 452 001.
Tel : (0731) 4999 891 / 892
18. MF-2, Datta's Lords House,
Jammi Chettu Street, Mogalrajapuram,
VIJAYAWADA – 520 010.
Tel : (0866) 248 2393/6393/5393
19. Plot No. 359,
Saheed Nagar, 2nd Floor,
BHUBANESWAR – 751 007.
Tel : (0674) 254 0623
20. Unit - 1 & 2, Vijay Park,
Main Chakrata Road,
DEHRADUN – 248 001.
Uttarakhand.
Tel : (0135) 661 6100 **INNOVAL**
21. House No. 97, Ground Floor,
Rajgarh Main Road,
Opp. City Heart Nursing Home,
GUWAHATI – 781 007.
Tel : (0361) 245 8498

Area offices

22. Cabin No. 9,
Second Floor,
Madhok Trade Centre,
Madhok Complex,
Ferozpur Road,
LUDHIANA – 141 001.
Tel : (0161) 277 0301 / 2 / 3 / 4
23. 94, Udham Singh Sarani,
Ground Floor, Ashrampara,
SILIGURI – 734 001.
Tel : (0353) 264 1067
24. 405, City Centre, Sosyo Circle,
Udhana Magdalla Road,
SURAT – 395 002.
Tel : (0261) 263 3861
25. Aparna Towers, 1st Floor,
2/3, Bypass Road,
MADURAI – 625 010.
Telefax : (0452) 230 8414
26. 404, Eshwar Plaza,
Dwaraka Nagar, Main Road,
Beside Bata Show Room,
VISHAKHAPATNAM – 530 016.
Tel : (0891) 663 5652
Fax : (0891) 663 9363

Technical assistance from Legrand

Telephonic technical assistance for selection of products, technical information, guidance, wiring diagrams and estimation is now made available to you at each Regional Office. Contact the Technical Officer of Legrand at the following telephone numbers

New Delhi : Tel.: (011) 2699 0028, 3990 2200
Kolkata : Tel.: (033) 4021 3535 / 36
Mumbai : Tel.: (022) 3385 6200
Bangalore : Tel.: (080) 6822 0000
Hyderabad : Tel.: (040) 2341 4398 / 67, 4567 1717

For other places, contact the nearest
Regional / Branch / Area offices

customer.care@legrand.co.in



LIVE THE ADVANTAGE